

# PUBLIC FACILITIES FEE CALCULATION WORK SHEET

## for the City of Stockton

### August 9, 2009

Available on the City's web site at [www.stocktongov.com](http://www.stocktongov.com)

The Public Facilities Fee shall be the sum of items A through L. (NOTE: The Public Facilities Fee may vary by "Fee Area". Refer to the attached maps to determine the appropriate "Fee Area".)

**Based on Resolutions No. 91-0118, 94-0410, 95-0302, 02-0107, 02-0656, 03-0105, 04-0333, 05-0240, 06-0277 07-0194 and 08-0294**

#### **A. Air Quality:** (All "Fee Areas") – Effective August 9, 2009

##### Residential

Single Family Units	\$189.00 per unit
Multiple Family Units	128.00 per unit
Guest Rooms	121.00 per room

##### Non-Residential

Office/High Density	\$333.00 per 1000 sq. ft.
Retail/Medium Density	697.00 per 1000 sq. ft.
Warehouse/Low Density	409.00 per 1000 sq. ft.

#### **B. City Office Space:** (All "Fee Areas") – August 9, 2009

##### Residential

Single Family Units	\$472.00 Per unit
Multiple Family Units	395.00 Per unit
Guest Rooms	99.25 Per room

##### Non-Residential

Office/High Density	\$88.50 Per 1000 sq. ft.
Retail/Medium Density	45.50 Per 1000 sq. ft.
Warehouse/Low Density	51.50 Per 1000 sq. ft.

#### **C. Community Recreation Center:** (All "Fee Areas") – Effective August 9, 2009

##### Residential

Single Family Units	\$486.00 per unit
Multiple Family Units	410.00 per unit
Guest Rooms	EXEMPT

##### Non-Residential

Office/High Density	80.00 per 1000 sq. ft.
Retail/Medium Density	41.00 per 1000 sq. ft.
Warehouse/Low Density	47.00 per 1000 sq. ft.

**PUBLIC FACILITIES FEE CALCULATION WORK SHEET**  
**August 9, 2009**

**D. Fire Stations:** (All "Fee Areas") – Effective August 9, 2009

Residential

Single Family Units	\$790.00 per unit
Multiple Family Units	665.00 per unit
Guest Rooms	90.00 per room

Non-Residential

Office/High Density	\$240.00 per 1000 sq. ft.
Retail/Medium Density	123.00 per 1000 sq. ft.
Warehouse/Low Density	109.00 per 1000 sq. ft.

**E. Libraries:** (All "Fee Areas") – Effective August 9, 2009

Residential

Single Family Units	\$912.00 per unit
Multiple Family Units	769.00 per unit
Guest Rooms	173.00 per room

Non-Residential

Office/High Density	\$191.00 per 1000 sq. ft.
Retail/Medium Density	98.00 per 1000 sq. ft.
Warehouse/Low Density	113.00 per 1000 sq. ft.

**F. Parkland:** (All "Fee Areas") – Effective August 9, 2009

Residential

Single Family Units	\$2,829.00 per unit
Multiple Family Units	1,731.00 per unit
Guest Rooms	<b>EXEMPT</b>

Non-Residential

Office/High Density	<b>EXEMPT</b>
Retail/Medium Density	<b>EXEMPT</b>
Warehouse/Low Density	<b>EXEMPT</b>

Questions on the Parkland portion of the fee should be referred to the Development Services Section of the Engineering & Transportation Department at (209) 937-8349.

**PUBLIC FACILITIES FEE CALCULATION WORK SHEET**  
**August 9, 2009**

**G. Police Station Expansion: (All "Fee Areas") – Effective August 9, 2009**

Residential

Single Family Units	\$598.00 per unit
Multiple Family Units	503.00 per unit
Guest Rooms	201.00 per room

Non-Residential

Office/High Density	\$213.00 per 1000 sq. ft.
Retail/Medium Density	109.00 per 1000 sq. ft.
Warehouse/Low Density	125.00 per 1000 sq. ft.

**H. Street Improvements: (All "Fee Areas") – Effective August 9, 2009**

Residential

Single Family Units:

"Fee Areas" 1 and 2	\$15,552.00 per unit
"Fee Areas" 3 and 4	13,373.00 per unit
"Fee Areas" 5 and 6	16,537.00 per unit
"Fee Area" 6A	16,537.00 per unit

Multiple Family Units:

"Fee Areas" 1 and 2	\$11,354.00 per unit
"Fee Areas" 3 and 4	9,763.00 per unit
"Fee Areas" 5 and 6	12,069.00 per unit
"Fee Area" 6A	12,069.00 per unit

Guest Rooms:

"Fee Areas" 1 and 2	\$12,131.00 per room
"Fee Areas" 3 and 4	10,430.00 per room
"Fee Areas" 5 and 6	12,898.00 per room
"Fee Area" 6A	12,608.00 per room

Non-Residential

Office/High Density:

"Fee Areas" 1 and 2	\$6,469.00 per 1000 sq. ft.
"Fee Areas" 3 and 4	4,878.00 per 1000 sq. ft.
"Fee Areas" 5 and 6	7,104.00 per 1000 sq. ft.
"Fee Area" 6A	7,686.00 per 1000 sq. ft.

Retail/Medium Density:

"Fee Areas" 1 and 2	\$6,998.00 per 1000 sq. ft.
"Fee Areas" 3 and 4	6,425.00 per 1000 sq. ft.
"Fee Areas" 5 and 6	7,858.00 per 1000 sq. ft.
"Fee Area" 6A	8,314.00 per 1000 sq. ft.

Warehouse/Low Density:

"Fee Areas" 1 and 2	\$2,500.00 per 1000 sq. ft.
"Fee Areas" 3 and 4	1,884.00 per 1000 sq. ft.
"Fee Areas" 5 and 6	2,807.00 per 1000 sq. ft.
"Fee Area" 6A	2,381.00 per 1000 sq. ft.

# PUBLIC FACILITIES FEE CALCULATION WORK SHEET

## August 9, 2009

Downtown Office/Commercial:	Not Applicable
"Fee Areas" 1 and 2	\$3,183.00
"Fee Area" 3	Not Applicable per 1000 sq. ft.
"Fee Area" 4	Not Applicable
"Fee Areas" 5 and 6	
	0.405 DUE per 1000 sq. ft
Church & Accessory Uses**	
	0.060 DUE per 1000 sq. ft.
High Cube*	
	0.158 DUE per 1000 sq. ft.
Elementary School**	
	0.010 DUE per student
Elementary School**	
	0.473 DUE per 1000 sq. ft.
High School**	
	0.041 DUE per student
High School**	

\*High Cube – Warehousing/distribution projects with a building area over 500,000 square feet and interior ceiling height greater than 27 feet.

\*\*Churches, Elementary and High Schools – These categories do not fit into any of the existing land uses utilized to assess the fee.

Questions on the Street Improvements portion of the fee should be referred to the Development Services Section of the Engineering & Transportation Department at (209) 937-8349.

### I. **Surface Water:** (All "Fee Areas") – Effective April 1, 2010

Based on Resolution No. 95-0302 and 02-0131

#### Residential\*

Single Family Units	\$3,512.00 per unit
Multiple Family Units	3,512.00 for first unit 1,054.81 for each subsequent unit
Guest Rooms	824.00 per room

#### Non-Residential\*\*

Office/High Density	\$0.361 per square foot floor area ÷ 0.50
Retail/Medium Density	0.216 per square foot floor area ÷ 0.30
Warehouse/Low Density	0.175 per square foot floor area ÷ 0.60

\*Questions on the Surface Water portion of the fee for residential developments should be referred to the Development Services Section of the Engineering & Transportation Department at (209) 937-8349.

\*\*Questions on the Surface Water portion of the fee for non-residential developments should be referred to the Municipal Utilities Department at (209) 937-8436.

**PUBLIC FACILITIES FEE CALCULATION WORK SHEET**  
**August 9, 2009**

**J. Agriculture Land Mitigation** (All "Fee Areas") – Effective May 1, 2008  
 Based on Resolution No. 07-0079

Residential

Single Family Units	\$14,512 per acre of net parcel area
Multiple Family Units	12,984 per acre of net parcel area
Guest Rooms	12,984 per acre of net parcel area

Non-Residential

Office/High Density	\$12,034 per acre of net parcel area
Retail/Medium Density	11,889 per acre of net parcel area
Warehouse/Low Density	10,611 per acre of net parcel area

**K. County Facilities:** (All "Fee Areas") – Effective July 1, 2009  
 Based on Resolution No. 05-0165

Residential

Single Family Units	\$1,678 per unit
Multiple Family Units	1,438 per unit

Non-Residential

Office/High Density/Guest Rm.	\$340.00 per 1000 sq. ft.
Retail/Medium Density	380.00 per 1000 sq. ft.
Warehouse/Low Density	190.00 per 1000 sq. ft.

**L. Administrative:** (All "Fee Areas") 2.5% of the sum of Items **A, B, C, D, E, F, G, H, I, J, K, & L**

**Questions** on Items **A, B, C, D, E, G, J, K, and L** should be referred to the Community Development Department/Building Division at (209) 937-8561.

**M. Regional Transportation Impact:** (All "Fee Areas") – Effective July 1, 2009  
 Based on Resolution No. 06-0169

Residential

Single Family	\$3,001.79 per unit
Multiple Family	\$1,801.08 per unit

Non-Residential

Office/Guest Rooms	\$1,510.00 per 1000 sq. ft.
Retail	\$1,200.00 per 1000 sq. ft.
Industrial	\$900.00 per 1000 sq. ft.

Questions on the Regional Transportation Impact portion of the fee should be referred to the Development Services Section of the Engineering & Transportation Department at (209) 937-8349.

**PUBLIC FACILITIES FEE CALCULATION WORK SHEET**  
**August 9, 2009**

## **ADDITIONAL CONTACTS AND PHONE NUMBERS**

The following is a partial list of other City of Stockton fees that may also be applicable to a Building Permit:

1. **Sewer and Water Connection/User Fee** - Contact the Municipal Utilities Department at (209) 937-8436. (NOTE: An Administrative Fee of 3.5% will be added to the Sewer and Water Connection/User fee amount.)
  2. **Traffic Signal Fee** - Included on the attached schedule under Traffic Signal Fee or contact the Development Services Section of the Engineering & Transportation Department at (209) 937-8349.
  3. **Area of Benefit Fee/Community Facilities District No. 90-1 Assessment** - Contact the Development Services Section of the Engineering & Transportation Department at (209) 937-8546.
  4. **Street Light "In-Lieu of" Fee** - Contact the Development Services Section of the Engineering & Transportation Department at (209) 937-8349.
  5. **Flood Control Facilities Equalization Fee** - Contact Munifinancial at (800) 755-6864.
- \* In addition, the appropriate school district should be contacted for applicable **School Fees**.

# PUBLIC FACILITIES FEE CALCULATION WORK SHEET

August 9, 2009

## TRAFFIC SIGNAL FEES

(EFFECTIVE AUGUST 9, 2009)

BUILDING TYPE	UNITS	TRIP ENDS PER UNIT	T.S. FEE PER UNIT	S.I. FEE CATEGORY
Single Family (Detached PURD, SFD)	D.U	10.00	\$111.00	Single Family
Condominium (PURD, SFA)	D.U.	8.60	\$95.00	Multi-family
Mobile Home	D.U.	5.40	\$59.75	Multi-family
Apartment	D.U.	6.10	\$67.25	Multi-family
Retirement Village	D.U.	3.30	\$36.50	Guestroom
Hotel	Room	11.00	\$123.00	Guestroom
Motel	Room	9.60	\$107.00	Guestroom
Daycare/Preschool	1000 SF	79.00	\$876.00	Retail
Daycare/Preschool	Student	5.00	\$55.50	Retail
Elementary/Intermediate School	Student	0.50	\$5.50	*
High School	Student	1.20	\$13.50	*
Junior College/Community College	Student	1.60	\$18.00	*
University	Student	2.40	\$26.75	*
Church and Accessory Uses	1000 SF	7.70	\$85.50	*
Industrial-Warehouse Manufacturer	1000 SF	7.60	\$84.25	Warehouse
Industrial-Warehouse Manufacturer	Acre	80.80	\$895.00	Warehouse
Industrial Service	1000 SF	20.26	\$225.00	Retail
Truck Terminal/Distribution Center	1000 SF	9.86	\$109.00	Warehouse
Mini/Self Storage	1000 SF	2.80	\$31.00	Warehouse
Shopping Centers (in square feet)				
less than 50,000	1000 SF	116.00	\$1,285.00	Retail
50,000 to 99,999	1000 SF	79.10	\$876.00	Retail
100,000 to 199,999	1000 SF	60.40	\$669.00	Retail
200,000 to 299,999	1000 SF	49.90	\$553.00	Retail
300,000 to 399,999	1000 SF	44.40	\$491.00	Retail
400,000 to 499,999	1000 SF	41.60	\$461.00	Retail
500,000 to 999,999	1000 SF	35.50	\$393.00	Retail
1,000,000 to 1,250,000	1000 SF	31.50	\$349.00	Retail
Lumber Yard	1000 SF	34.50	\$383.00	Retail
Lumber Yard w/open storage and sales	Acre	148.00	\$1,640.00	Retail
Home Improvement Center	1000 SF	64.60	\$717.00	Retail
Boat Launching Ramp	Space	3.00	\$33.50	Retail
Free-Standing Retail/Neighborhood Market	1000 SF	73.70	\$817.00	Retail
Ambulance Dispatch	1000 SF	73.70	\$817.00	Retail
Service Station (> 2 pumps or 4 nozzles)	Site	748.00	\$8,284.00	Retail
Truck Stop	Site	825.00	\$9,136.00	Retail
Used Car Lot (no service)	Acre	55.00	\$610.00	Retail
New Car Dealer/New Boat Dealer/Car Rental	1000 SF	44.30	\$490.00	Retail
Auto center Dealership	1000 SF	31.25	\$346.00	Retail
General Auto Repair/Body Shop	1000 SF	27.20	\$301.00	Retail
Self Service Car Wash	Stall	52.00	\$577.00	Retail
Automatic Car Wash	Site	900.00	\$9,969.00	Retail
Auto Supply	1000 SF	89.00	\$987.00	Retail
Drug Store/Pharmacy	1000 SF	43.90	\$487.00	Retail
Discount Store	1000 SF	71.16	\$789.00	Retail
Supermarket	1000 SF	125.50	\$1,388.00	Retail
Convenience Market	1000 SF	574.48	\$6,363.00	Retail
Convenience Market dispensing Fuel (maximum of 2 pumps or 4 nozzles)	1000 SF	887.06	\$9,826.00	Retail
Clothing Store	1000 SF	31.30	\$347.00	Retail
Paint/Hardware Store	1000 SF	51.30	\$568.00	Retail

# PUBLIC FACILITIES FEE CALCULATION WORK SHEET

August 9, 2009

## TRAFFIC SIGNAL FEES

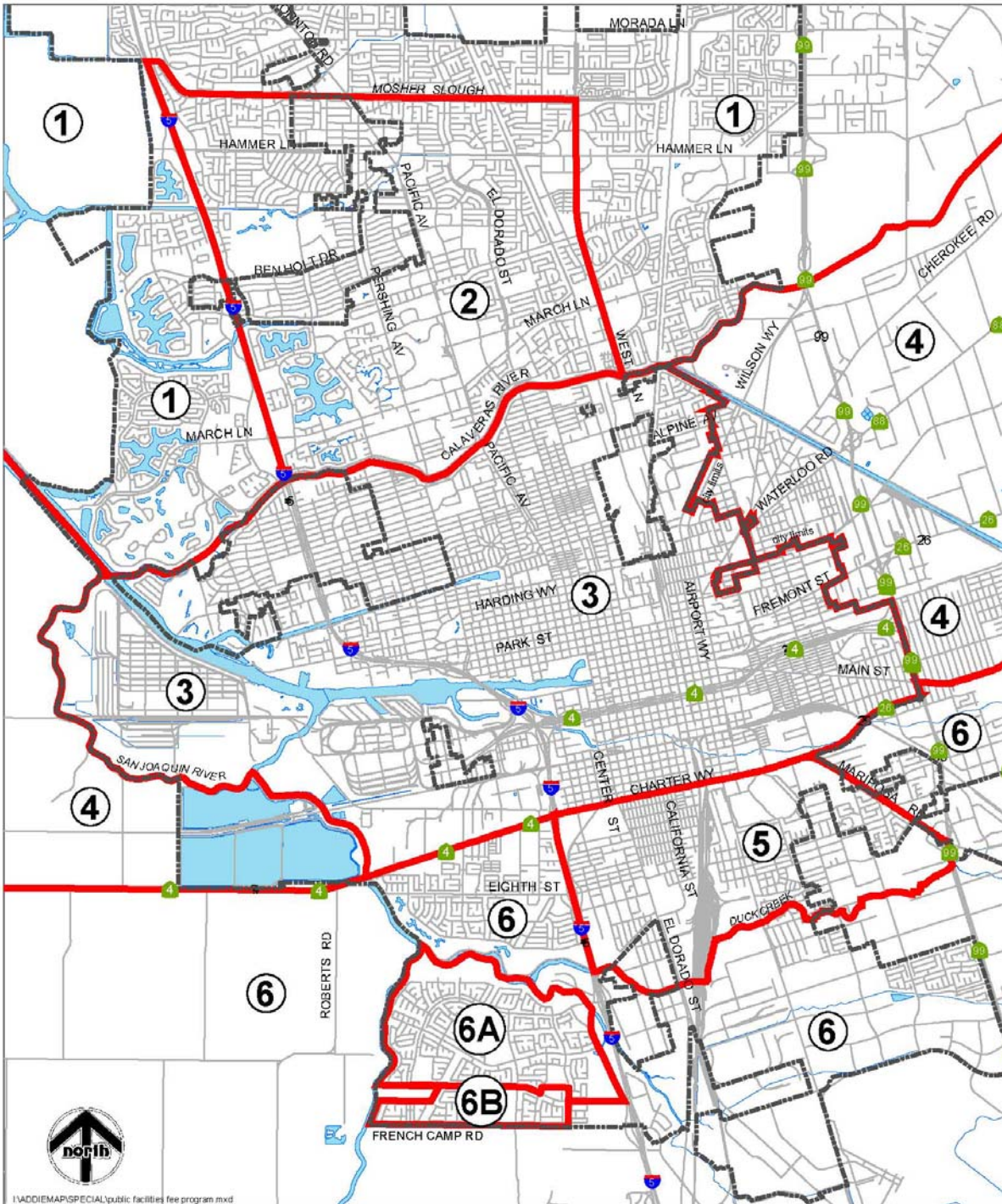
(EFFECTIVE AUGUST 9, 2009)

BUILDING TYPE	UNITS	TRIP ENDS PER UNIT	T.S. FEE PER UNIT	S.I. FEE CATEGORY
Variety Store	1000 SF	14.40	\$159.00	Retail
Video Rental Store	1000 SF	57.30	\$635.00	Retail
Furniture Store/Appliance Store	1000 SF	4.35	\$48.00	Retail
Department Store	1000 SF	35.80	\$395.00	Retail
Hair Salon/Dog Grooming	1000 SF	25.50	\$282.00	Retail
Bar/Tavern	1000 SF	40.00	\$443.00	Retail
Laundromat/Dry Cleaners	1000 SF	50.00	\$554.00	Retail
Bakery/Craft Store/Yogurt Shop	1000 SF	43.90	\$487.00	Retail
Carpet-Floor/Interior Decorator	1000 SF	5.60	\$62.00	Retail
Financial Institution	1000 SF	189.95	\$2,104.00	Office
Financial Institution w/drive-up	1000 SF	290.00	\$3,213.00	Office
Free Standing Automatic Teller	Unit	160.00	\$1,772.00	Office
Mortgage Company	1000 SF	60.40	\$669.00	Office
Quality Restaurant (Breakfast not served)	1000 SF	95.62	\$1,058.00	Retail
Dinner House Restaurant/Dinner Only	1000 SF	56.30	\$624.00	Retail
High Turnover/Sit Down Restaurant/Pizza	1000 SF	164.40	\$1,821.00	Retail
Fast Food Restaurant	1000 SF	777.29	\$8,609.00	Retail
Fast Food Restaurant w/drive-thru	1000 SF	680.00	\$7,533.00	Retail
Library	1000 SF	45.50	\$503.00	Office
Hospital	Bed	12.20	\$136.00	Office
Hospital	1000 SF	16.90	\$188.00	Office
Nursing Home/Convalescent Center	Bed	2.70	\$30.25	Guestroom
Clinic/Weight Loss/Aerobics/Karate/Dance	1000 SF	23.80	\$265.00	Office
Medical Office	1000 SF	54.60	\$604.00	Office
General Office to Medical Office	1000 SF	36.90	\$709.00	Office
General Office (in square feet)				
less than 100,000	1000 SF	17.70	\$197.00	Office
Over 100,000	1000 SF	14.30	\$158.00	Office
Office Park	1000 SF	11.40	\$126.00	Office
Government Offices	1000 SF	68.90	\$763.00	Office
Public Clubhouse/Meeting Rooms, Halls	1000 SF	19.00	\$210.00	Office
Recreation Center (private development)	1000 SF	30.00	\$332.00	Office
Family Recreation Center-Billiards, etc.	1000 SF	60.40	\$669.00	Retail
Batting Cages	Cage	6.00	\$66.25	Retail
Tennis/Racquetball Club	Court	30.00	\$332.00	Retail

**Administrative Fee:** (All "Fee Areas") 2.5% of the sum

# PUBLIC FACILITIES FEE CALCULATION WORK SHEET

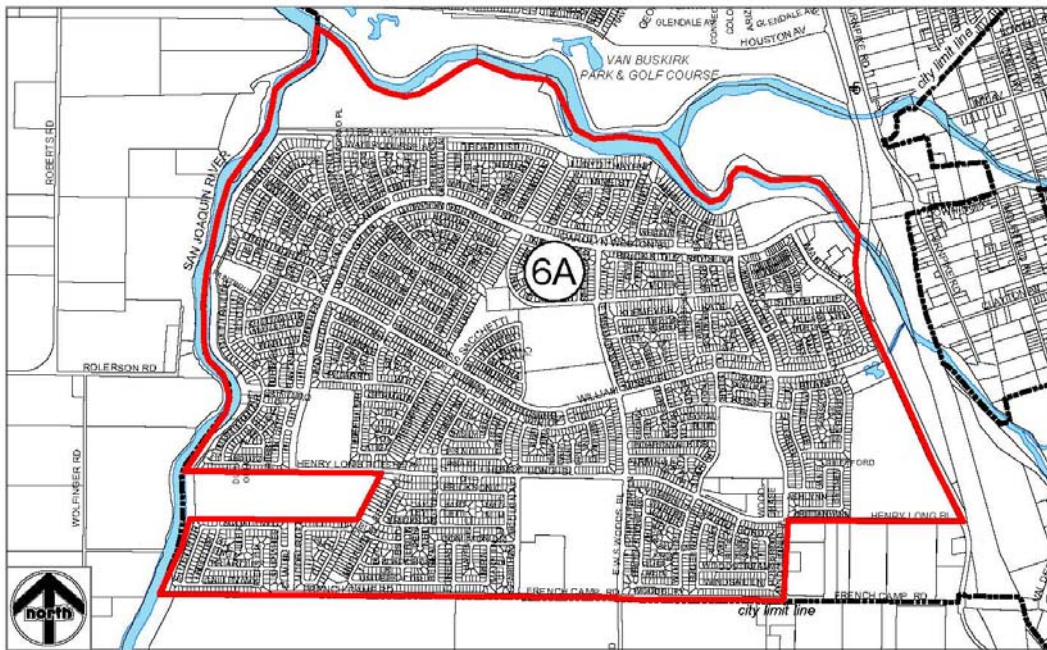
August 9, 2009



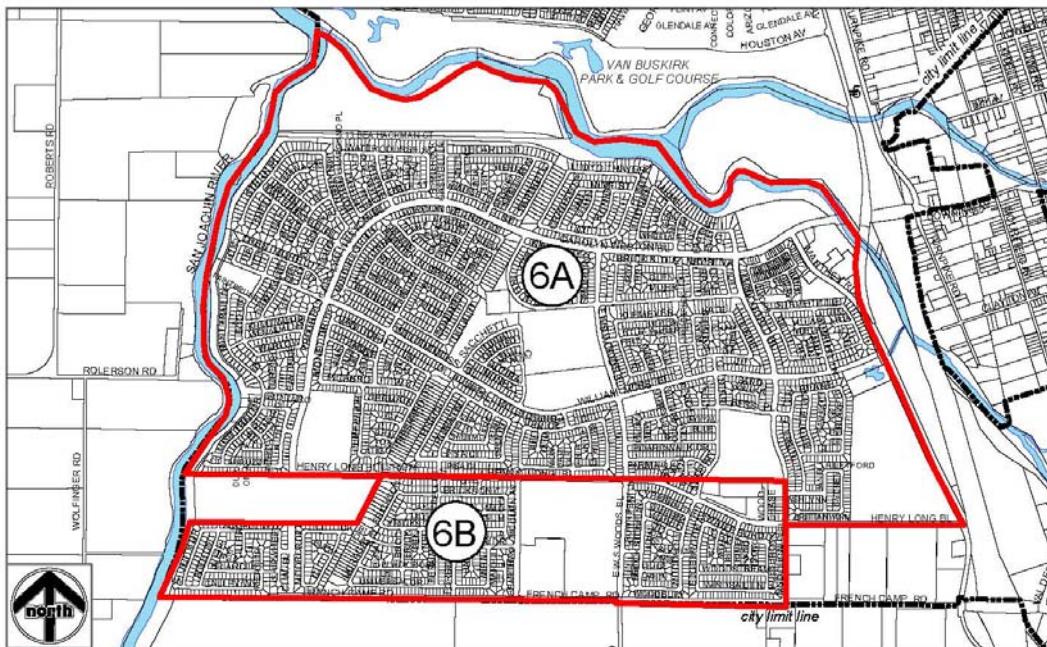
Public Facilities Fee Program  
Fee Areas

# PUBLIC FACILITIES FEE CALCULATION WORK SHEET

August 9, 2009



Traffic Fee Area 6A

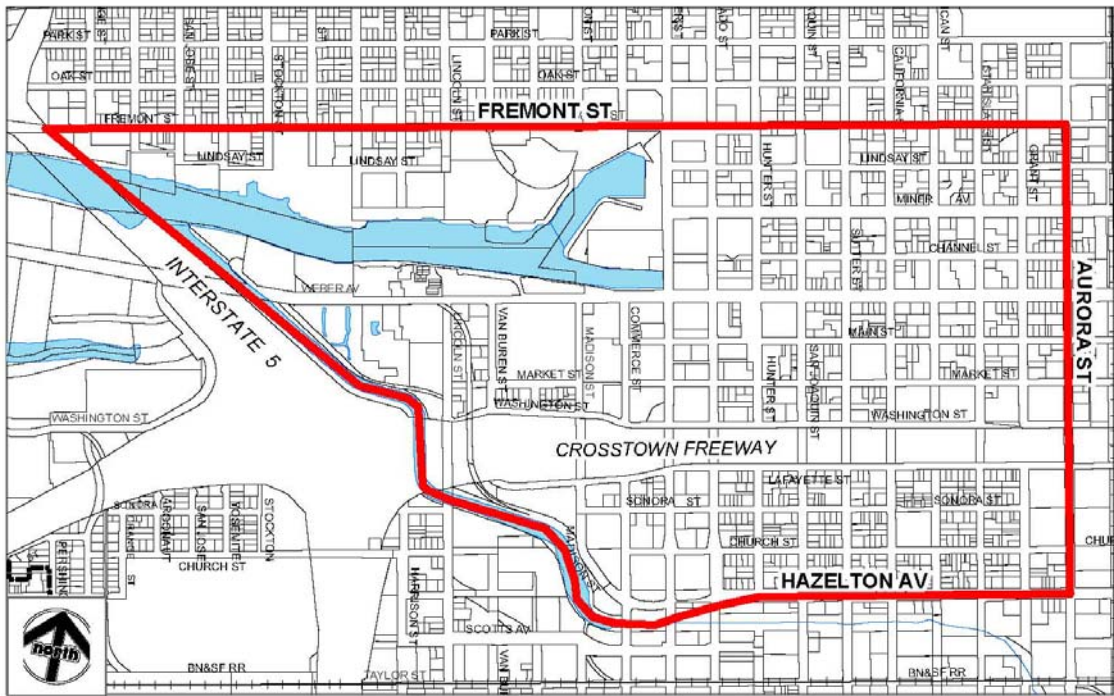


I:\addiemap\specia\traffic sewer fee areas.mxd

Sewer Fee Areas 6A & 6B

# PUBLIC FACILITIES FEE CALCULATION WORK SHEET

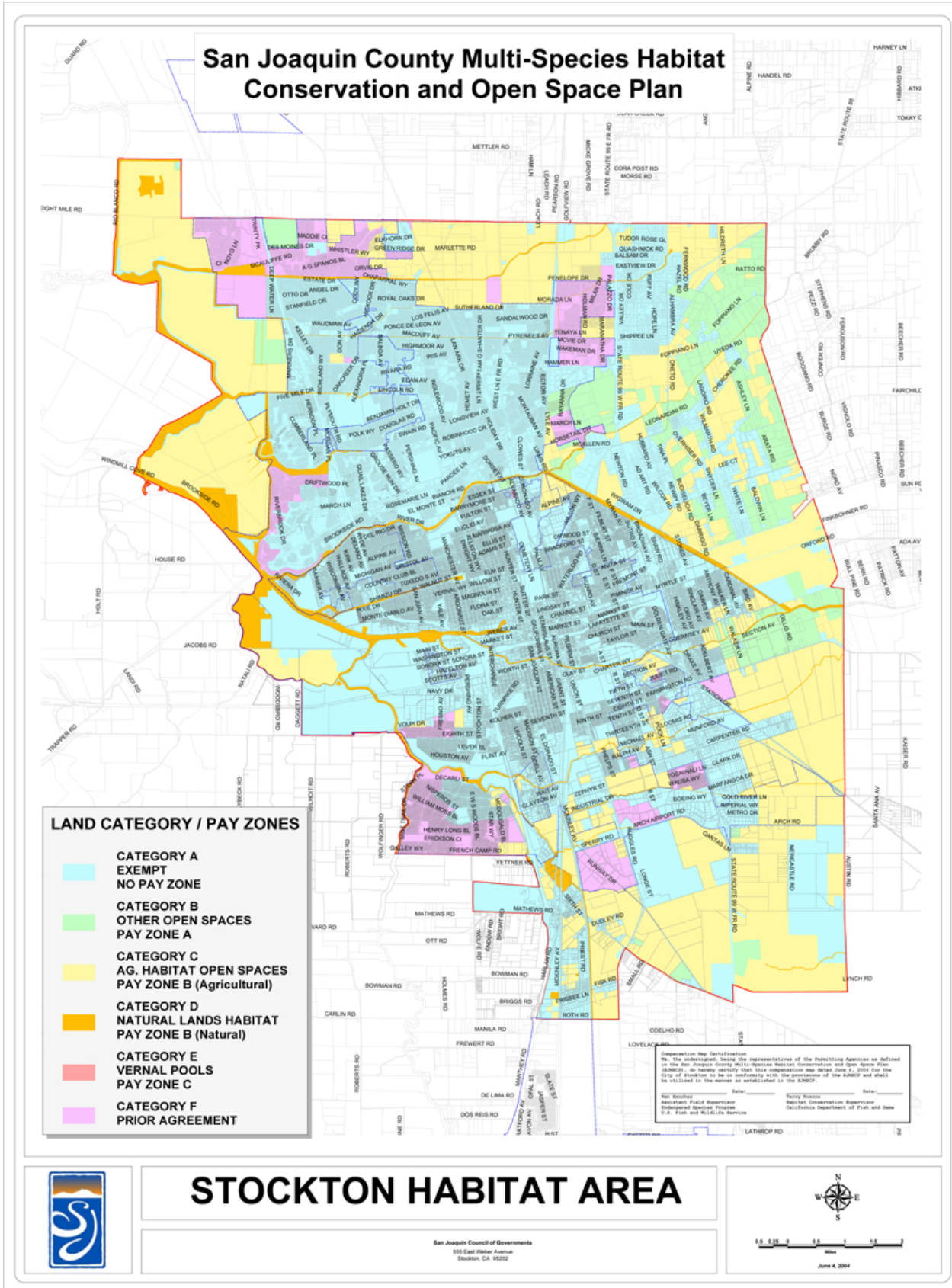
August 9, 2009



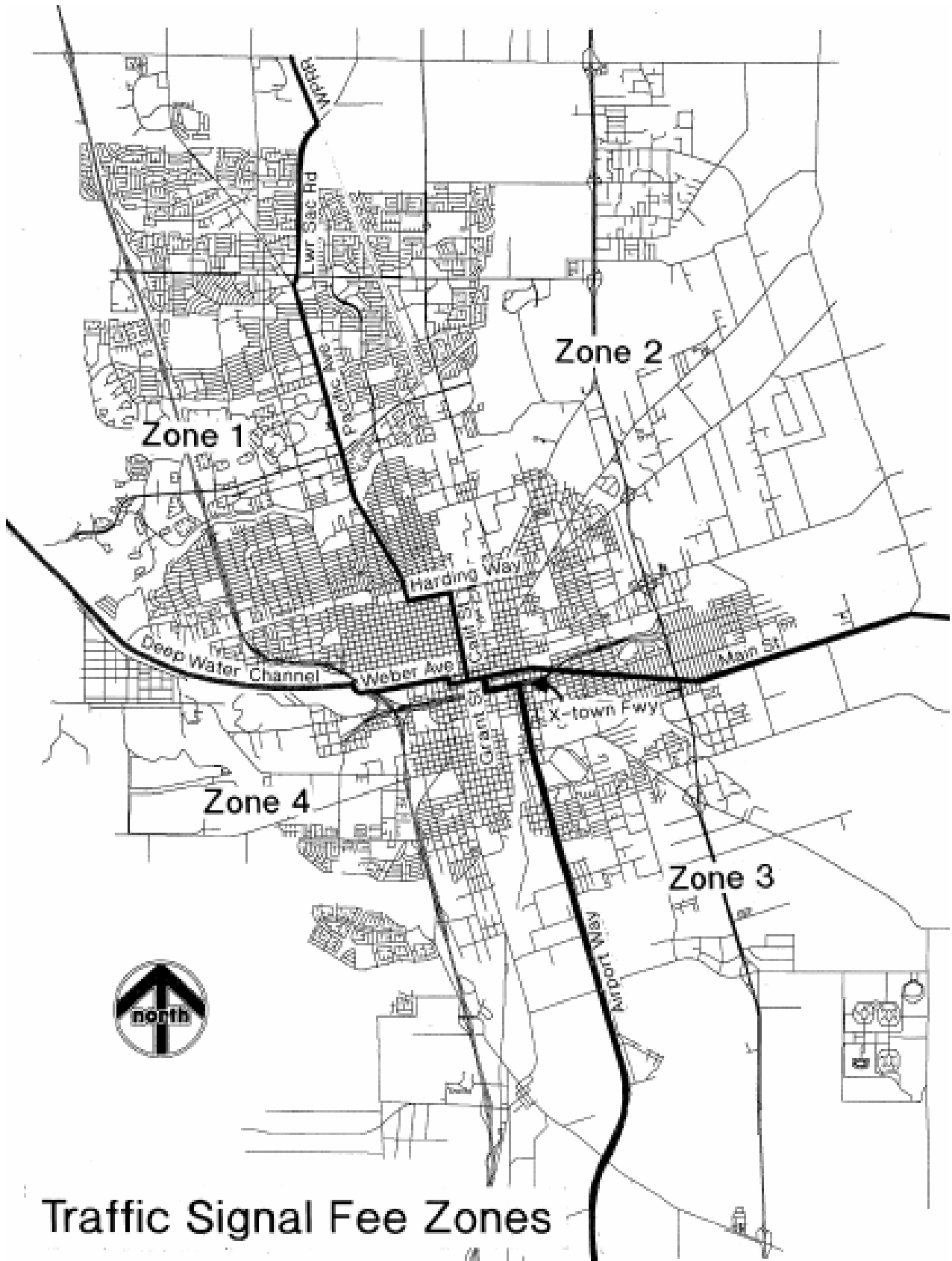
Downtown Stockton  
Street Improvement

# PUBLIC FACILITIES FEE CALCULATION WORK SHEET

## August 9, 2009



**PUBLIC FACILITIES FEE CALCULATION WORK SHEET**  
August 9, 2009



**Traffic Signal Fee Zones**