



**Account Statement**

For the Month Ending **January 31, 2020**

**Consolidated Summary Statement**

CITY OF STOCKTON

**Portfolio Summary**

Portfolio Holdings	Cash Dividends and Income	Closing Market Value
PFM Managed Account	1,010,726.30	492,729,364.21
State Pool	0.00	65,520,319.68
CAMP Pool	0.00	81,348.23
Idle Funds in Reserve Portfolio	0.00	1,408,882.28
BoW Main Account	0.00	40,829,454.72
<b>Total</b>	<b>\$1,010,726.30</b>	<b>\$600,569,369.12</b>

**Investment Allocation**

Investment Type	Closing Market Value	Percent
Asset-Backed Security	34,066,775.26	5.67
Certificate of Deposit	54,496,816.58	9.07
Corporate Note	91,427,470.01	15.22
Federal Agency Collateralized Mortgage Obligatio	17,291,682.52	2.88
Federal Agency Bond / Note	59,794,806.51	9.96
Municipal Bond / Note	6,003,532.80	1.00
Supra-National Agency Bond / Note	19,235,219.48	3.20
U.S. Treasury Bond / Note	210,413,061.05	35.05
State Pool	65,520,319.68	10.91
CAMP Pool	81,348.23	0.01
Idle Funds in Reserve Portfolio	1,408,882.28	0.23
BoW Main Account	40,829,454.72	6.80

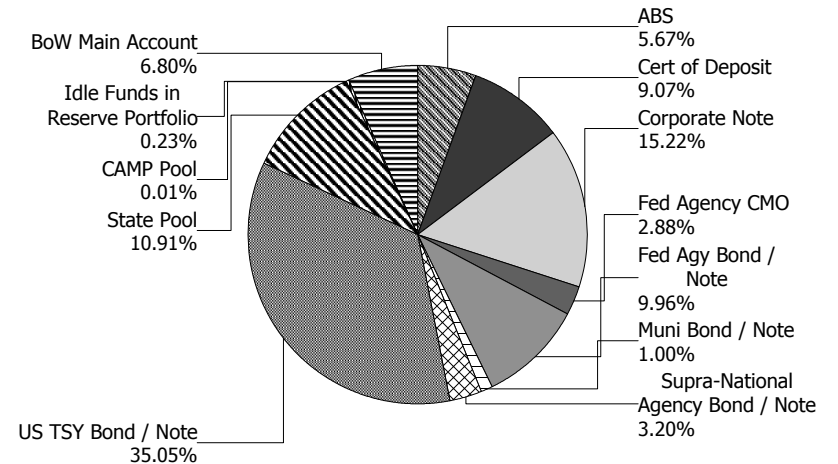
**Total** **\$600,569,369.12** **100.00%**

**Maturity Distribution (Fixed Income Holdings)**

Portfolio Holdings	Closing Market Value	Percent
Under 30 days	107,840,004.91	17.96
31 to 60 days	0.00	0.00
61 to 90 days	4,058,203.45	0.68
91 to 180 days	0.00	0.00
181 days to 1 year	23,615,797.51	3.93
1 to 2 years	122,332,172.89	20.37
2 to 3 years	133,655,457.60	22.25
3 to 4 years	111,477,773.97	18.56
4 to 5 years	97,589,958.79	16.25
Over 5 years	0.00	0.00
<b>Total</b>	<b>\$600,569,369.12</b>	<b>100.00%</b>

**Weighted Average Days to Maturity 825**

**Sector Allocation**





## Managed Account Summary Statement

For the Month Ending **January 31, 2020**

**CITY OF STOCKTON RESERVE PORTFOLIO - 81140000**

### Transaction Summary - Managed Account

<b>Opening Market Value</b>	<b>\$488,349,545.38</b>
Maturities/Calls	(2,545,126.90)
Principal Dispositions	(12,199,707.99)
Principal Acquisitions	15,896,142.20
Unsettled Trades	0.00
Change in Current Value	3,228,511.52
<b>Closing Market Value</b>	<b>\$492,729,364.21</b>

### Cash Transactions Summary - Managed Account

Maturities/Calls	1,685,000.00
Sale Proceeds	12,289,155.31
Coupon/Interest/Dividend Income	833,955.75
Principal Payments	860,126.90
Security Purchases	(15,915,502.34)
Net Cash Contribution	(22,606.15)
Reconciling Transactions	0.00

### Earnings Reconciliation (Cash Basis) - Managed Account

Interest/Dividends/Coupons Received	923,403.07
Less Purchased Interest Related to Interest/Coupons	(19,360.14)
Plus Net Realized Gains/Losses	106,683.37
<b>Total Cash Basis Earnings</b>	<b>\$1,010,726.30</b>

### Cash Balance

**Closing Cash Balance** **\$1,408,882.28**

### Earnings Reconciliation (Accrual Basis)

	<b>Total</b>
Ending Amortized Value of Securities	483,357,813.19
Ending Accrued Interest	2,725,691.98
Plus Proceeds from Sales	12,289,155.31
Plus Proceeds of Maturities/Calls/Principal Payments	2,545,126.90
Plus Coupons/Dividends Received	833,955.75
Less Cost of New Purchases	(15,915,502.34)
Less Beginning Amortized Value of Securities	(482,092,981.14)
Less Beginning Accrued Interest	(2,694,396.98)
<b>Total Accrual Basis Earnings</b>	<b>\$1,048,862.67</b>



## Portfolio Summary and Statistics

For the Month Ending **January 31, 2020**

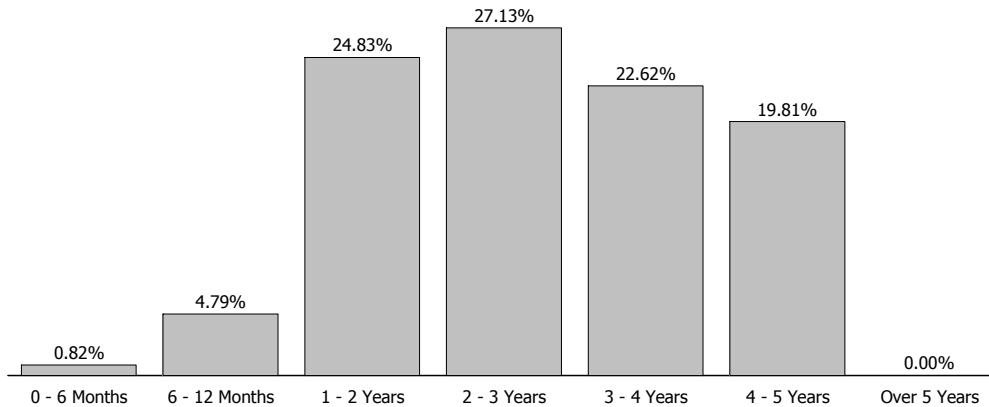
### CITY OF STOCKTON RESERVE PORTFOLIO - 81140000

#### Account Summary

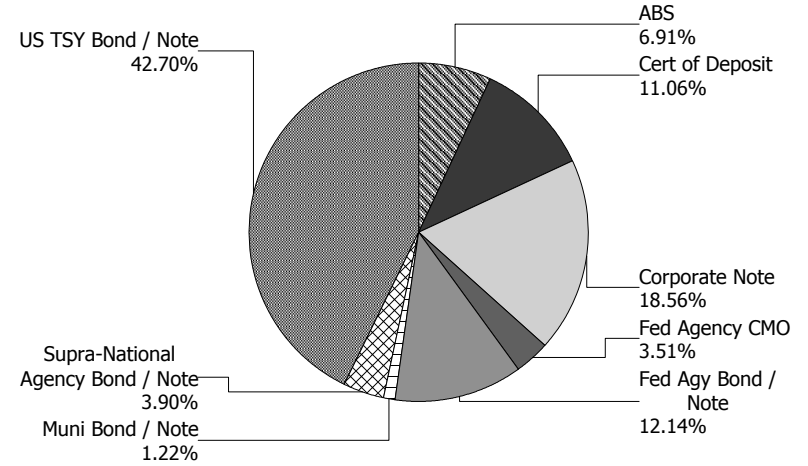
Description	Par Value	Market Value	Percent
U.S. Treasury Bond / Note	205,850,000.00	210,413,061.05	42.70
Supra-National Agency Bond / Note	18,970,000.00	19,235,219.48	3.90
Municipal Bond / Note	5,835,000.00	6,003,532.80	1.22
Federal Agency Collateralized Mortgage Obligation	16,888,658.40	17,291,682.52	3.51
Federal Agency Bond / Note	57,765,000.00	59,794,806.51	12.14
Corporate Note	89,355,000.00	91,427,470.01	18.56
Certificate of Deposit	54,205,000.00	54,496,816.58	11.06
Asset-Backed Security	33,702,634.83	34,066,775.26	6.91
<b>Managed Account Sub-Total</b>	<b>482,571,293.23</b>	<b>492,729,364.21</b>	<b>100.00%</b>
Accrued Interest		2,725,691.98	
<b>Total Portfolio</b>	<b>482,571,293.23</b>	<b>495,455,056.19</b>	

**Unsettled Trades** **0.00** **0.00**

#### Maturity Distribution



#### Sector Allocation



#### Characteristics

Yield to Maturity at Cost	2.30%
Yield to Maturity at Market	1.49%
Duration to Worst	2.49
Weighted Average Days to Maturity	1006



## Managed Account Issuer Summary

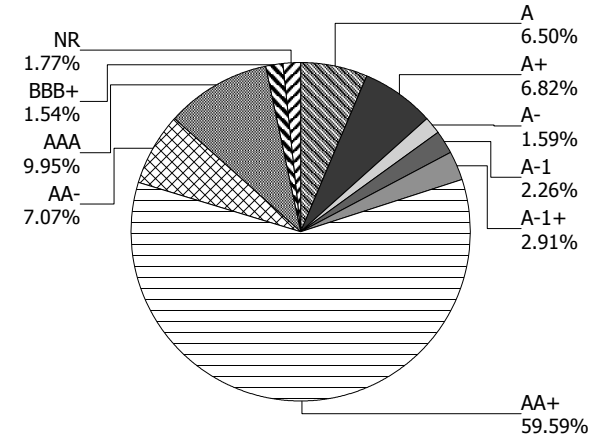
For the Month Ending **January 31, 2020**

CITY OF STOCKTON RESERVE PORTFOLIO - 81140000

### Issuer Summary

Issuer	Market Value of Holdings	Percent
ALLY AUTO RECEIVABLES TRUST	5,463,691.82	1.11
AMERICAN EXPRESS CO	2,040,448.00	0.41
AMERICAN HONDA FINANCE	3,567,164.25	0.72
APPLE INC	6,097,254.00	1.24
BANK OF AMERICA CO	3,793,774.88	0.77
BANK OF MONTREAL	7,056,770.00	1.43
CALIFORNIA ST	4,524,793.80	0.92
CANADIAN IMPERIAL BANK OF COMMERCE	4,058,203.45	0.82
CAPITAL ONE PRIME AUTO REC TRUST	1,258,334.89	0.26
CARMAX AUTO OWNER TRUST	3,251,378.44	0.66
CISCO SYSTEMS INC	4,015,452.00	0.81
CITIGROUP INC	3,810,118.06	0.77
CREDIT AGRICOLE SA	4,108,002.91	0.83
DEERE & COMPANY	4,968,731.63	1.01
DNB ASA	3,636,919.88	0.74
FANNIE MAE	41,795,393.70	8.48
FEDERAL HOME LOAN BANKS	4,477,694.84	0.91
FREDDIE MAC	30,813,400.49	6.25
GOLDMAN SACHS GROUP INC	3,772,638.98	0.77
HOME DEPOT INC	2,047,900.00	0.42
HONDA AUTO RECEIVABLES	4,586,624.53	0.93
HYUNDAI AUTO RECEIVABLES	5,454,615.96	1.11
INTEL CORPORATION	4,069,904.00	0.83
INTER-AMERICAN DEVELOPMENT BANK	4,894,837.92	0.99
INTERNATIONAL FINANCE CORPORATION	8,378,260.46	1.70
INTL BANK OF RECONSTRUCTION AND DEV	5,962,121.10	1.21
JP MORGAN CHASE & CO	2,017,420.00	0.41
MASTERCARD INC	4,562,965.75	0.93
MERCEDES-BENZ AUTO RECEIVABLES	2,739,312.99	0.56
MICROSOFT CORP	2,981,639.00	0.61
MITSUBISHI UFJ FINANCIAL GROUP INC	3,808,744.64	0.77
NISSAN AUTO RECEIVABLES	7,900,734.46	1.60

### Credit Quality (S&P Ratings)





## Managed Account Issuer Summary

For the Month Ending **January 31, 2020**

### CITY OF STOCKTON RESERVE PORTFOLIO - 81140000

<b>Issuer</b>	<b>Market Value of Holdings</b>	<b>Percent</b>
NORDEA BANK AB	6,057,800.22	1.23
ORACLE CORP	4,115,780.90	0.84
PACCAR FINANCIAL CORP	1,730,145.32	0.35
PFIZER INC	6,732,576.00	1.37
ROYAL BANK OF CANADA	4,076,776.00	0.83
SAN DIEGO CA CMNTY CLG DIST	1,478,739.00	0.30
SKANDINAVISKA ENSKILDA BANKEN AB	7,364,926.35	1.49
STATE STREET CORPORATION	2,389,008.30	0.48
SWEDBANK AB	7,579,455.54	1.54
THE BANK OF NEW YORK MELLON CORPORATION	7,126,748.01	1.45
THE WALT DISNEY CORPORATION	4,078,376.00	0.83
TOYOTA MOTOR CORP	7,171,463.47	1.46
UNITED PARCEL SERVICE INC	4,061,960.00	0.82
UNITED STATES TREASURY	210,413,061.05	42.70
US BANCORP	7,658,591.63	1.55
VISA INC	2,029,492.00	0.41
WESTPAC BANKING CORP	6,749,217.59	1.37
<b>Total</b>	<b>\$492,729,364.21</b>	<b>100.00%</b>



**Managed Account Detail of Securities Held**

For the Month Ending **January 31, 2020**

**CITY OF STOCKTON RESERVE PORTFOLIO - 81140000**

<b>Security Type/Description</b>	<b>Dated Date/Coupon/Maturity</b>	<b>CUSIP</b>	<b>Par</b>	<b>S&amp;P Rating</b>	<b>Moody's Rating</b>	<b>Trade Date</b>	<b>Settle Date</b>	<b>Original Cost</b>	<b>YTM at Cost</b>	<b>Accrued Interest</b>	<b>Amortized Cost</b>	<b>Market Value</b>
<b>U.S. Treasury Bond / Note</b>												
US TREASURY NOTES DTD 05/31/2016 1.375% 05/31/2021		912828R77	440,000.00	AA+	Aaa	02/14/19	02/15/19	429,085.94	2.50	1,041.39	433,597.84	439,656.27
US TREASURY NOTES DTD 05/31/2016 1.375% 05/31/2021		912828R77	2,440,000.00	AA+	Aaa	08/02/17	08/03/17	2,413,598.43	1.67	5,775.00	2,430,653.07	2,438,093.87
US TREASURY NOTES DTD 09/02/2014 2.000% 08/31/2021		912828D72	10,000,000.00	AA+	Aaa	08/07/19	08/08/19	10,090,625.00	1.55	84,615.38	10,069,569.90	10,095,312.00
US TREASURY NOTES DTD 09/30/2016 1.125% 09/30/2021		912828T34	3,680,000.00	AA+	Aaa	11/09/16	11/09/16	3,617,768.59	1.48	14,026.23	3,658,362.56	3,664,474.82
US TREASURY NOTES DTD 10/31/2014 2.000% 10/31/2021		912828F96	6,550,000.00	AA+	Aaa	03/01/18	03/05/18	6,441,771.49	2.48	33,469.78	6,497,189.38	6,620,616.86
US TREASURY NOTES DTD 03/02/2015 1.750% 02/28/2022		912828J43	4,800,000.00	AA+	Aaa	03/13/17	03/13/17	4,713,203.58	2.14	35,538.46	4,762,585.20	4,840,500.00
US TREASURY NOTES DTD 03/31/2017 1.875% 03/31/2022		912828W89	4,745,000.00	AA+	Aaa	12/01/17	12/05/17	4,700,700.97	2.10	30,142.42	4,722,364.78	4,799,864.06
US TREASURY NOTES DTD 03/31/2017 1.875% 03/31/2022		912828W89	7,600,000.00	AA+	Aaa	08/01/18	08/03/18	7,350,625.00	2.82	48,278.69	7,449,717.83	7,687,875.00
US TREASURY NOTES DTD 03/31/2017 1.875% 03/31/2022		912828W89	8,900,000.00	AA+	Aaa	09/04/18	09/06/18	8,637,519.53	2.75	56,536.89	8,737,958.15	9,002,906.25
US TREASURY NOTES DTD 03/31/2017 1.875% 03/31/2022		912828W89	10,000,000.00	AA+	Aaa	01/03/18	01/04/18	9,877,734.38	2.18	63,524.59	9,936,305.70	10,115,625.00
US TREASURY NOTES DTD 07/31/2017 1.875% 07/31/2022		912828P4	5,400,000.00	AA+	Aaa	11/01/17	11/03/17	5,366,671.88	2.01	278.16	5,382,088.31	5,473,406.52
US TREASURY NOTES DTD 07/31/2015 2.000% 07/31/2022		912828X08	9,000,000.00	AA+	Aaa	08/30/17	08/31/17	9,113,906.25	1.73	494.51	9,059,098.32	9,151,875.00
US TREASURY NOTES DTD 09/30/2015 1.750% 09/30/2022		912828L57	3,190,000.00	AA+	Aaa	06/04/18	06/06/18	3,059,783.20	2.76	18,913.39	3,107,965.07	3,226,884.38
US TREASURY NOTES DTD 09/30/2015 1.750% 09/30/2022		912828L57	5,000,000.00	AA+	Aaa	06/20/18	06/21/18	4,795,507.81	2.77	29,644.81	4,870,001.15	5,057,812.50



**Managed Account Detail of Securities Held**

For the Month Ending **January 31, 2020**

**CITY OF STOCKTON RESERVE PORTFOLIO - 81140000**

<b>Security Type/Description</b> <b>Dated Date/Coupon/Maturity</b>	<b>CUSIP</b>	<b>Par</b>	<b>S&amp;P Rating</b>	<b>Moody's Rating</b>	<b>Trade Date</b>	<b>Settle Date</b>	<b>Original Cost</b>	<b>YTM at Cost</b>	<b>Accrued Interest</b>	<b>Amortized Cost</b>	<b>Market Value</b>
<b>U.S. Treasury Bond / Note</b>											
US TREASURY N/B NOTES DTD 10/31/2017 2.000% 10/31/2022	9128283C2	3,900,000.00	AA+	Aaa	05/02/18	05/04/18	3,769,898.44	2.80	19,928.57	3,818,571.67	3,972,515.82
US TREASURY NOTES DTD 12/31/2015 2.125% 12/31/2022	912828N30	4,105,000.00	AA+	Aaa	06/04/18	06/06/18	3,991,791.80	2.77	7,668.68	4,031,204.00	4,200,569.33
US TREASURY NOTES DTD 02/01/2016 1.750% 01/31/2023	912828P38	7,100,000.00	AA+	Aaa	10/02/18	10/05/18	6,759,699.22	2.94	341.35	6,859,488.14	7,192,078.48
US TREASURY NOTES DTD 03/31/2016 1.500% 03/31/2023	912828Q29	3,850,000.00	AA+	Aaa	02/08/19	02/12/19	3,708,181.64	2.44	19,565.57	3,740,209.40	3,874,062.50
US TREASURY NOTES DTD 04/02/2018 2.500% 03/31/2023	9128284D9	10,000,000.00	AA+	Aaa	08/07/19	08/08/19	10,363,671.88	1.47	84,699.45	10,316,572.20	10,368,750.00
US TREASURY NOTES DTD 08/01/2016 1.250% 07/31/2023	912828S92	2,375,000.00	AA+	Aaa	04/02/19	04/04/19	2,274,433.59	2.28	81.56	2,292,957.74	2,370,917.85
US TREASURY NOTES DTD 08/01/2016 1.250% 07/31/2023	912828S92	3,090,000.00	AA+	Aaa	02/08/19	02/12/19	2,935,379.29	2.44	106.11	2,967,540.30	3,084,688.91
US TREASURY N/B DTD 09/30/2016 1.375% 09/30/2023	912828T26	5,000,000.00	AA+	Aaa	08/07/19	08/08/19	4,983,007.81	1.46	23,292.35	4,984,962.45	5,013,281.00
US TREASURY NOTES DTD 11/15/2013 2.750% 11/15/2023	912828WE6	10,925,000.00	AA+	Aaa	03/06/19	03/08/19	11,035,530.27	2.52	64,379.46	11,015,418.25	11,503,684.14
US TREASURY NOTES DTD 11/30/2016 2.125% 11/30/2023	912828U57	8,515,000.00	AA+	Aaa	01/07/19	01/09/19	8,362,661.33	2.52	31,146.06	8,394,285.83	8,774,441.83
US TREASURY N/B DTD 12/31/2018 2.625% 12/31/2023	9128285U0	460,000.00	AA+	Aaa	01/30/19	01/31/19	461,365.62	2.56	1,061.54	461,105.05	482,928.15
US TREASURY N/B NOTES DTD 05/01/2017 2.000% 04/30/2024	912828X70	9,225,000.00	AA+	Aaa	06/03/19	06/05/19	9,266,800.78	1.90	47,138.74	9,261,470.58	9,484,453.13
US TREASURY N/B NOTES DTD 06/30/2017 2.000% 06/30/2024	912828XX3	11,430,000.00	AA+	Aaa	07/01/19	07/03/19	11,547,871.88	1.78	20,096.70	11,534,711.94	11,762,184.38
US TREASURY N/B DTD 07/31/2017 2.125% 07/31/2024	9128282N9	2,500,000.00	AA+	Aaa	08/07/19	08/08/19	2,578,906.25	1.47	145.95	2,571,533.53	2,587,890.50



**Managed Account Detail of Securities Held**

For the Month Ending **January 31, 2020**

**CITY OF STOCKTON RESERVE PORTFOLIO - 81140000**

<b>Security Type/Description Dated Date/Coupon/Maturity</b>	<b>CUSIP</b>	<b>Par</b>	<b>S&amp;P Rating</b>	<b>Moody's Rating</b>	<b>Trade Date</b>	<b>Settle Date</b>	<b>Original Cost</b>	<b>YTM at Cost</b>	<b>Accrued Interest</b>	<b>Amortized Cost</b>	<b>Market Value</b>
<b>U.S. Treasury Bond / Note</b>											
US TREASURY N/B NOTES DTD 08/31/2017 1.875% 08/31/2024	9128282U3	7,190,000.00	AA+	Aaa	09/03/19	09/05/19	7,377,333.20	1.33	57,036.06	7,362,414.55	7,365,256.25
US TREASURY NOTES DTD 10/02/2017 2.125% 09/30/2024	9128282Y5	7,325,000.00	AA+	Aaa	10/01/19	10/03/19	7,543,891.60	1.50	52,736.00	7,529,880.54	7,588,242.19
US TREASURY N/B DTD 10/31/2017 2.250% 10/31/2024	9128283D0	9,200,000.00	AA+	Aaa	11/01/19	11/05/19	9,500,796.88	1.57	52,887.36	9,486,724.07	9,591,000.00
US TREASURY N/B DTD 11/30/2017 2.125% 11/30/2024	9128283J7	8,775,000.00	AA+	Aaa	01/03/20	01/07/20	8,978,264.65	1.63	32,097.08	8,975,541.31	9,101,320.31
US TREASURY N/B DTD 11/30/2017 2.125% 11/30/2024	9128283J7	9,140,000.00	AA+	Aaa	12/02/19	12/04/19	9,327,798.44	1.69	33,432.17	9,321,960.77	9,479,893.75
<b>Security Type Sub-Total</b>		<b>205,850,000.00</b>					<b>205,375,786.62</b>	<b>2.06</b>	<b>970,120.46</b>	<b>206,044,009.58</b>	<b>210,413,061.05</b>
<b>Supra-National Agency Bond / Note</b>											
INTERNATIONAL FINANCE CORPORATION NOTE DTD 01/25/2018 2.250% 01/25/2021	45950KCM0	2,215,000.00	AAA	Aaa	01/18/18	01/25/18	2,208,487.90	2.35	830.63	2,212,815.17	2,230,354.38
INTERNATIONAL FINANCE CORPORATION NOTE DTD 03/16/2018 2.635% 03/09/2021	45950VLO7	6,075,000.00	AAA	Aaa	03/09/18	03/16/18	6,070,443.75	2.66	63,141.19	6,073,261.40	6,147,906.08
INTER-AMERICAN DEVELOPMENT BANK NOTE DTD 04/19/2018 2.625% 04/19/2021	4581X0DB1	4,830,000.00	AAA	Aaa	04/12/18	04/19/18	4,819,374.00	2.70	35,923.13	4,825,590.11	4,894,837.92
INTL BANK OF RECONSTRUCTION AND DEV NOTE DTD 07/25/2018 2.750% 07/23/2021	459058GH0	5,850,000.00	AAA	Aaa	07/18/18	07/25/18	5,836,311.00	2.83	3,575.00	5,843,097.88	5,962,121.10
<b>Security Type Sub-Total</b>		<b>18,970,000.00</b>					<b>18,934,616.65</b>	<b>2.69</b>	<b>103,469.95</b>	<b>18,954,764.56</b>	<b>19,235,219.48</b>
<b>Municipal Bond / Note</b>											





**Managed Account Detail of Securities Held**

For the Month Ending **January 31, 2020**

**CITY OF STOCKTON RESERVE PORTFOLIO - 81140000**

Security Type/Description Dated Date/Coupon/Maturity	CUSIP	Par	S&P Rating	Moody's Rating	Trade Date	Settle Date	Original Cost	YTM at Cost	Accrued Interest	Amortized Cost	Market Value
<b>Municipal Bond / Note</b>											
CA ST TXBL GO BONDS DTD 10/24/2019 2.400% 10/01/2023	13063DRJ9	4,385,000.00	AA-	Aa2	10/16/19	10/24/19	4,472,743.85	1.87	28,356.33	4,466,916.27	4,524,793.80
SAN DIEGO CCD, CA TXBL GO BONDS DTD 10/16/2019 2.046% 08/01/2024	797272QP9	1,450,000.00	AAA	Aaa	09/18/19	10/16/19	1,450,000.00	2.05	8,652.88	1,450,000.00	1,478,739.00

**Security Type Sub-Total** **5,835,000.00** **5,922,743.85** **1.91** **37,009.21** **5,916,916.27** **6,003,532.80**

<b>Federal Agency Collateralized Mortgage Obligation</b>											
FNA 2018-M5 A2 DTD 04/01/2018 3.560% 09/25/2021	3136B1XP4	1,707,935.58	AA+	Aaa	04/11/18	04/30/18	1,741,908.13	2.27	5,066.88	1,723,636.63	1,725,450.53
FHLMC MULTIFAMILY STRUCTURED P DTD 05/01/2015 2.791% 01/25/2022	3137BHXY8	3,965,000.00	AA+	Aaa	05/16/19	05/21/19	3,989,781.25	2.20	9,221.93	3,982,410.51	4,018,645.38
FHLMC MULTIFAMILY STRUCTURED P DTD 11/01/2015 2.716% 06/25/2022	3137BLUR7	1,700,000.00	AA+	Aaa	04/02/19	04/05/19	1,704,250.00	2.46	3,847.67	1,702,500.17	1,731,676.24
FHLMC SERIES K721 A2 DTD 12/01/2015 3.090% 08/25/2022	3137BM6P6	2,100,000.00	AA+	Aaa	04/04/18	04/09/18	2,117,882.81	2.61	5,407.50	2,109,155.52	2,159,765.29
FHLMC MULTIFAMILY STRUCTURED P DTD 12/01/2012 2.307% 08/25/2022	3137AWOH1	2,240,000.00	AA+	Aaa	09/04/19	09/09/19	2,273,075.00	1.25	4,306.40	2,268,673.10	2,269,101.79
FANNIEMAE-ACES DTD 04/01/2014 3.346% 03/25/2024	3136AJB54	3,455,000.00	AA+	Aaa	12/13/19	12/18/19	3,622,891.41	1.04	9,633.23	3,619,828.69	3,649,010.55
FHMS KJ27 A1 DTD 11/01/2019 2.092% 07/25/2024	3137FO3V3	1,720,722.82	AA+	Aaa	11/20/19	11/26/19	1,720,681.53	2.03	2,999.79	1,720,681.52	1,738,032.74

**Security Type Sub-Total** **16,888,658.40** **17,170,470.13** **1.90** **40,483.40** **17,126,886.14** **17,291,682.52**

<b>Federal Agency Bond / Note</b>											
FANNIE MAE NOTES DTD 04/13/2018 2.500% 04/13/2021	3135G0U27	2,480,000.00	AA+	Aaa	04/12/18	04/13/18	2,476,304.80	2.55	18,600.00	2,478,489.06	2,512,259.84
FANNIE MAE NOTES DTD 01/09/2017 2.000% 01/05/2022	3135G0S38	6,400,000.00	AA+	Aaa	01/11/17	01/11/17	6,395,040.00	2.02	9,244.44	6,398,021.18	6,475,622.40



**Managed Account Detail of Securities Held**

For the Month Ending **January 31, 2020**

**CITY OF STOCKTON RESERVE PORTFOLIO - 81140000**

<b>Security Type/Description Dated Date/Coupon/Maturity</b>	<b>CUSIP</b>	<b>Par</b>	<b>S&amp;P Rating</b>	<b>Moody's Rating</b>	<b>Trade Date</b>	<b>Settle Date</b>	<b>Original Cost</b>	<b>YTM at Cost</b>	<b>Accrued Interest</b>	<b>Amortized Cost</b>	<b>Market Value</b>
<b>Federal Agency Bond / Note</b>											
FANNIE MAE NOTES DTD 01/11/2019 2.625% 01/11/2022	3135G0U92	4,325,000.00	AA+	Aaa	01/09/19	01/11/19	4,321,886.00	2.65	6,307.29	4,322,954.06	4,428,082.05
FREDDIE MAC GLOBAL NOTES DTD 01/13/2012 2.375% 01/13/2022	3137EADB2	6,400,000.00	AA+	Aaa	01/27/17	01/27/17	6,502,188.80	2.03	7,600.00	6,441,400.96	6,522,380.80
FANNIE MAE NOTES DTD 04/10/2017 1.875% 04/05/2022	3135G0T45	7,150,000.00	AA+	Aaa	06/19/17	06/20/17	7,148,920.35	1.88	43,197.92	7,149,528.17	7,227,770.55
FREDDIE MAC NOTES DTD 06/11/2018 2.750% 06/19/2023	3137EAEN5	5,000,000.00	AA+	Aaa	06/20/18	06/21/18	4,968,400.00	2.89	16,041.67	4,978,111.40	5,232,050.00
FREDDIE MAC NOTES DTD 06/11/2018 2.750% 06/19/2023	3137EAEN5	6,825,000.00	AA+	Aaa	06/27/18	06/28/18	6,802,341.00	2.82	21,896.88	6,809,274.18	7,141,748.25
FANNIE MAE NOTES DTD 09/14/2018 2.875% 09/12/2023	3135G0U43	12,325,000.00	AA+	Aaa	11/29/18	11/30/18	12,272,249.00	2.97	136,816.06	12,284,707.60	12,984,757.25
FEDERAL HOME LOAN BANKS NOTES DTD 12/09/2013 3.375% 12/08/2023	3130A0F70	3,425,000.00	AA+	Aaa	01/30/19	01/31/19	3,527,407.50	2.71	17,017.97	3,507,436.50	3,684,149.20
FANNIE MAE NOTES DTD 02/08/2019 2.500% 02/05/2024	3135G0V34	2,675,000.00	AA+	Aaa	02/07/19	02/08/19	2,665,049.00	2.58	32,694.44	2,666,901.89	2,792,440.53
FHLB BONDS DTD 02/15/2019 2.500% 02/13/2024	3130AFW94	760,000.00	AA+	Aaa	02/14/19	02/15/19	757,309.60	2.58	8,866.67	757,800.52	793,545.64

<b>Security Type Sub-Total</b>		<b>57,765,000.00</b>					<b>57,837,096.05</b>	<b>2.53</b>	<b>318,283.34</b>	<b>57,794,625.52</b>	<b>59,794,806.51</b>
--------------------------------	--	----------------------	--	--	--	--	----------------------	-------------	-------------------	----------------------	----------------------

**Corporate Note**

JP MORGAN CHASE & CO CORP NT (CALLABLE) DTD 03/01/2016 2.550% 03/01/2021	46625HOJ2	2,000,000.00	A-	A2	07/06/17	07/11/17	2,010,300.00	2.40	21,250.00	2,003,008.28	2,017,420.00
TOYOTA MOTOR CREDIT CORP NOTES DTD 04/13/2018 2.950% 04/13/2021	89236TEU5	3,700,000.00	AA-	Aa3	04/10/18	04/13/18	3,698,520.00	2.96	32,745.00	3,699,392.72	3,759,381.30
BANK OF AMERICA CORP NOTE DTD 04/19/2016 2.625% 04/19/2021	06051GFW4	3,745,000.00	A-	A2	11/01/17	11/03/17	3,773,050.05	2.40	27,853.44	3,755,126.67	3,793,774.88



**Managed Account Detail of Securities Held**

For the Month Ending **January 31, 2020**

**CITY OF STOCKTON RESERVE PORTFOLIO - 81140000**

<b>Security Type/Description</b>	<b>S&amp;P</b>	<b>Moody's</b>	<b>Trade</b>	<b>Settle</b>	<b>Original</b>	<b>YTM</b>	<b>Accrued</b>	<b>Amortized</b>	<b>Market</b>		
<b>Dated Date/Coupon/Maturity</b>	<b>Par</b>	<b>Rating</b>	<b>Rating</b>	<b>Date</b>	<b>Date</b>	<b>Cost</b>	<b>at Cost</b>	<b>Cost</b>	<b>Value</b>		
<b>CUSIP</b>											
<b>Corporate Note</b>											
GOLDMAN SACHS GRP INC CORP NT (CALLABLE) DTD 04/25/2016 2.625% 04/25/2021	38141GVU5	3,740,000.00	BBB+	A3	11/03/17	11/07/17	3,758,722.44	2.47	26,180.00	3,746,568.52	3,772,638.98
STATE STREET CORP NOTES DTD 05/19/2016 1.950% 05/19/2021	857477AV5	150,000.00	A	A1	11/01/16	11/01/16	150,142.50	1.93	585.00	150,042.16	150,567.75
STATE STREET CORP NOTES DTD 05/19/2016 1.950% 05/19/2021	857477AV5	2,230,000.00	A	A1	05/16/16	05/19/16	2,228,840.40	1.96	8,697.00	2,229,687.67	2,238,440.55
MICROSOFT CORP (CALLABLE) NOTES DTD 08/08/2016 1.550% 08/08/2021	594918BP8	855,000.00	AAA	Aaa	08/02/16	08/08/16	853,691.85	1.58	6,368.56	854,591.53	855,470.25
MICROSOFT CORP (CALLABLE) NOTES DTD 08/08/2016 1.550% 08/08/2021	594918BP8	2,125,000.00	AAA	Aaa	08/01/16	08/08/16	2,122,768.75	1.57	15,828.30	2,124,303.40	2,126,168.75
PACCAR FINANCIAL CORP DTD 08/11/2016 1.650% 08/11/2021	69371RN44	1,730,000.00	A+	A1	01/25/17	01/25/17	1,661,976.40	2.57	13,479.58	1,706,249.59	1,730,145.32
ORACLE CORP (CALLABLE) NOTES DTD 07/07/2016 1.900% 09/15/2021	68389XBK0	4,100,000.00	A+	A1	11/29/16	11/29/16	4,008,201.00	2.40	29,428.89	4,067,789.09	4,115,780.90
CISCO SYSTEMS INC CORP (CALLABLE) NOTES DTD 09/20/2016 1.850% 09/20/2021	17275RBJ0	4,000,000.00	AA-	A1	06/20/18	06/22/18	3,851,880.00	3.06	26,927.78	3,923,554.60	4,015,452.00
CITIGROUP INC CORP (CALLABLE) NOTE DTD 12/08/2016 2.900% 12/08/2021	172967LC3	3,745,000.00	BBB+	A3	11/20/17	11/22/17	3,770,578.35	2.72	15,989.07	3,756,801.06	3,810,118.06
JOHN DEERE CAPITAL CORP NOTES DTD 01/06/2017 2.650% 01/06/2022	24422ETL3	875,000.00	A	A2	03/21/17	03/21/17	877,056.25	2.60	1,610.24	875,866.57	891,823.63
JOHN DEERE CAPITAL CORP NOTES DTD 01/06/2017 2.650% 01/06/2022	24422ETL3	1,000,000.00	A	A2	03/21/17	03/21/17	1,003,240.00	2.58	1,840.28	1,001,361.73	1,019,227.00
JOHN DEERE CAPITAL CORP NOTES DTD 01/06/2017 2.650% 01/06/2022	24422ETL3	3,000,000.00	A	A2	03/22/17	03/22/17	3,010,920.00	2.57	5,520.83	3,004,588.29	3,057,681.00
US BANCORP (CALLABLE) NOTES DTD 01/24/2017 2.625% 01/24/2022	91159HHP8	2,000,000.00	A+	A1	01/19/17	01/24/17	1,996,560.00	2.66	1,020.83	1,998,582.84	2,027,562.00



**Managed Account Detail of Securities Held**

For the Month Ending **January 31, 2020**

**CITY OF STOCKTON RESERVE PORTFOLIO - 81140000**

<b>Security Type/Description</b> <b>Dated Date/Coupon/Maturity</b>	<b>CUSIP</b>	<b>Par</b>	<b>S&amp;P Rating</b>	<b>Moody's Rating</b>	<b>Trade Date</b>	<b>Settle Date</b>	<b>Original Cost</b>	<b>YTM at Cost</b>	<b>Accrued Interest</b>	<b>Amortized Cost</b>	<b>Market Value</b>
<b>Corporate Note</b>											
AMERICAN EXPRESS CREDIT (CALLABLE) NOTES DTD 03/03/2017 2.700% 03/03/2022	0258M0EG0	2,000,000.00	A-	A2	07/10/17	07/13/17	2,019,320.00	2.48	22,200.00	2,008,785.56	2,040,448.00
WALT DISNEY COMPANY CORP NOTES DTD 03/06/2017 2.450% 03/04/2022	25468PDO6	4,000,000.00	A	A2	07/14/17	07/19/17	4,047,920.00	2.18	40,016.67	4,022,285.12	4,078,376.00
INTEL CORP (CALLABLE) NOTES DTD 05/11/2017 2.350% 05/11/2022	458140BB5	4,000,000.00	A+	A1	07/10/17	07/13/17	4,002,480.00	2.34	20,888.89	4,001,229.92	4,069,904.00
APPLE INC CORP (CALLABLE) NOTE DTD 05/11/2017 2.300% 05/11/2022	037833CO1	6,000,000.00	AA+	Aa1	07/10/17	07/13/17	5,992,020.00	2.33	30,666.67	5,996,168.70	6,097,254.00
UNITED PARCEL SERVICE (CALLABLE) NOTES DTD 05/16/2017 2.350% 05/16/2022	911312BC9	4,000,000.00	A	A2	07/10/17	07/13/17	4,012,880.00	2.28	19,583.33	4,006,195.36	4,061,960.00
HOME DEPOT INC CORP (CALLABLE) NOTES DTD 06/02/2015 2.625% 06/01/2022	437076BG6	2,000,000.00	A	A2	07/10/17	07/13/17	2,029,380.00	2.30	8,750.00	2,014,193.62	2,047,900.00
VISA INC (CALLABLE) NOTE DTD 09/11/2017 2.150% 09/15/2022	92826CAG7	2,000,000.00	AA-	Aa3	06/20/18	06/22/18	1,917,180.00	3.20	16,244.44	1,947,402.18	2,029,492.00
AMERICAN HONDA FINANCE DTD 01/10/2020 1.950% 05/10/2023	02665WDH1	3,550,000.00	A	A2	01/07/20	01/10/20	3,548,686.50	1.96	4,038.13	3,548,702.94	3,567,164.25
BANK OF NY MELLON CORP CORP NOTES DTD 08/13/2018 3.450% 08/11/2023	06406RAJ6	6,735,000.00	A	A1	01/30/19	01/31/19	6,814,742.40	3.17	109,724.38	6,798,127.16	7,126,748.01
US BANK NA CINCINNATI CORP NOTES DTD 02/04/2019 3.375% 02/05/2024	91159HHV5	2,125,000.00	A+	A1	04/02/19	04/04/19	2,171,197.50	2.89	35,062.50	2,163,809.83	2,252,638.13
PFIZER INC CORP NOTES DTD 03/11/2019 2.950% 03/15/2024	717081ES8	6,400,000.00	AA-	A1	06/03/19	06/05/19	6,562,752.00	2.38	71,324.44	6,541,598.46	6,732,576.00
MASTERCARD INC CORP NOTES DTD 03/31/2014 3.375% 04/01/2024	57636QAB0	4,250,000.00	A+	A1	04/02/19	04/04/19	4,388,762.50	2.67	47,812.50	4,367,064.64	4,562,965.75
US BANCORP DTD 07/29/2019 2.400% 07/30/2024	91159HHX1	3,300,000.00	A+	A1	08/01/19	08/05/19	3,302,739.00	2.38	220.00	3,302,492.52	3,378,391.50
<b>Security Type Sub-Total</b>		<b>89,355,000.00</b>					<b>89,586,507.89</b>	<b>2.51</b>	<b>661,856.75</b>	<b>89,615,570.73</b>	<b>91,427,470.01</b>



**Managed Account Detail of Securities Held**

For the Month Ending **January 31, 2020**

**CITY OF STOCKTON RESERVE PORTFOLIO - 81140000**

<b>Security Type/Description Dated Date/Coupon/Maturity</b>	<b>CUSIP</b>	<b>Par</b>	<b>S&amp;P Rating</b>	<b>Moody's Rating</b>	<b>Trade Date</b>	<b>Settle Date</b>	<b>Original Cost</b>	<b>YTM at Cost</b>	<b>Accrued Interest</b>	<b>Amortized Cost</b>	<b>Market Value</b>
<b>Certificate of Deposit</b>											
CANADIAN IMP BK COMM NY FLT CERT DEPOS DTD 04/10/2018 2.234% 04/10/2020	13606BVF0	4,055,000.00	A-1	P-1	04/06/18	04/10/18	4,055,000.00	2.78	5,535.98	4,055,000.00	4,058,203.45
WESTPAC BANKING CORP NY CD DTD 08/07/2017 2.050% 08/03/2020	96121T4A3	6,735,000.00	A-1+	P-1	08/03/17	08/07/17	6,735,000.00	2.05	66,732.63	6,735,000.00	6,749,217.59
BANK OF MONTREAL CHICAGO CERT DEPOS DTD 08/03/2018 3.190% 08/03/2020	06370REU9	7,000,000.00	A-1	P-1	08/01/18	08/03/18	7,000,000.00	3.23	111,650.00	7,000,000.00	7,056,770.00
SWEDBANK (NEW YORK) CERT DEPOS DTD 11/17/2017 2.270% 11/16/2020	87019U6D6	7,555,000.00	A-1+	P-1	11/16/17	11/17/17	7,555,000.00	2.30	35,728.85	7,555,000.00	7,579,455.54
MUFG BANK LTD/NY CERT DEPOS DTD 02/28/2019 2.970% 02/26/2021	55379WZT6	3,760,000.00	A	A1	02/27/19	02/28/19	3,760,000.00	2.99	104,847.60	3,760,000.00	3,808,744.64
CREDIT AGRICOLE CIB NY CERT DEPOS DTD 04/04/2019 2.830% 04/02/2021	22535CDU2	4,055,000.00	A+	Aa3	04/03/19	04/04/19	4,055,000.00	2.85	96,586.72	4,055,000.00	4,108,002.91
ROYAL BANK OF CANADA NY CD DTD 06/08/2018 3.240% 06/07/2021	78012UEE1	4,000,000.00	AA-	Aa2	06/07/18	06/08/18	4,000,000.00	3.24	19,440.00	4,000,000.00	4,076,776.00
NORDEA BANK ABP NEW YORK CERT DEPOS DTD 08/29/2019 1.850% 08/26/2022	65558TLL7	6,060,000.00	AA-	Aa3	08/27/19	08/29/19	6,060,000.00	1.87	48,581.00	6,060,000.00	6,057,800.22
SKANDINAV ENSKILDA BANK LT CD DTD 09/03/2019 1.860% 08/26/2022	83050PDR7	7,365,000.00	A+	Aa2	08/29/19	09/03/19	7,365,000.00	1.88	57,459.28	7,365,000.00	7,364,926.35
DNB BANK ASA/NY LT CD DTD 12/04/2019 2.040% 12/02/2022	23341VZT1	3,620,000.00	AA-	Aa2	12/05/19	12/06/19	3,620,000.00	2.04	11,692.60	3,620,000.00	3,636,919.88
<b>Security Type Sub-Total</b>		<b>54,205,000.00</b>					<b>54,205,000.00</b>	<b>2.46</b>	<b>558,254.66</b>	<b>54,205,000.00</b>	<b>54,496,816.58</b>
<b>Asset-Backed Security</b>											
HAROT 2017-4 A3 DTD 11/29/2017 2.050% 11/21/2021	43813FAC7	1,063,535.19	NR	Aaa	11/22/17	11/29/17	1,063,385.34	2.06	605.62	1,063,464.74	1,064,822.71
TAOT 2017-D A3 DTD 11/15/2017 1.930% 01/15/2022	89238KAD4	1,701,431.11	AAA	Aaa	11/07/17	11/15/17	1,701,274.25	2.26	1,459.45	1,701,355.31	1,702,338.48



**Managed Account Detail of Securities Held**

For the Month Ending **January 31, 2020**

**CITY OF STOCKTON RESERVE PORTFOLIO - 81140000**

<b>Security Type/Description</b> <b>Dated Date/Coupon/Maturity</b>	<b>CUSIP</b>	<b>Par</b>	<b>S&amp;P Rating</b>	<b>Moody's Rating</b>	<b>Trade Date</b>	<b>Settle Date</b>	<b>Original Cost</b>	<b>YTM at Cost</b>	<b>Accrued Interest</b>	<b>Amortized Cost</b>	<b>Market Value</b>
<b>Asset-Backed Security</b>											
HYUNDAI ABS 2017-B A3 DTD 08/16/2017 1.770% 01/18/2022	44932GAD7	2,244,039.48	AAA	Aaa	08/09/17	08/16/17	2,243,650.59	1.78	1,765.31	2,243,861.80	2,244,375.86
ALLYA 2017-5 A3 DTD 11/22/2017 1.990% 03/15/2022	02007YAC8	1,475,647.56	AAA	Aaa	11/14/17	11/22/17	1,475,533.05	1.99	1,305.13	1,475,589.64	1,476,978.15
TAOT 2018-A A3 DTD 01/31/2018 2.350% 05/16/2022	89238BAD4	1,702,981.49	AAA	Aaa	01/23/18	01/31/18	1,702,961.91	2.35	1,778.67	1,702,971.31	1,709,743.69
HART 2018-A A3 DTD 04/18/2018 2.790% 07/15/2022	44891KAD7	1,330,000.00	AAA	Aaa	04/10/18	04/18/18	1,329,799.70	2.80	1,649.20	1,329,881.40	1,339,580.92
MBART 2018-1 A3 DTD 07/25/2018 3.030% 01/15/2023	58772RAD6	2,710,000.00	AAA	Aaa	07/17/18	07/25/18	2,709,895.94	3.03	3,649.47	2,709,930.95	2,739,312.99
ALLYA 2018-3 A3 DTD 06/27/2018 3.000% 01/15/2023	02007JAC1	3,950,000.00	AAA	Aaa	06/19/18	06/27/18	3,949,729.82	3.09	5,266.67	3,949,822.13	3,986,713.67
NAROT 2018-B A3 DTD 07/25/2018 3.060% 03/15/2023	65479GAD1	2,540,000.00	AAA	Aaa	07/17/18	07/25/18	2,539,917.70	3.06	3,454.40	2,539,944.65	2,578,998.40
HAROT 2019-1 A3 DTD 02/27/2019 2.830% 03/20/2023	43814WAC9	1,175,000.00	AAA	NR	02/19/19	02/27/19	1,174,968.51	2.83	1,200.78	1,174,975.85	1,196,085.38
HYUNDAI AUTO RECEIVABLES TRUST DTD 04/10/2019 2.660% 06/15/2023	44932NAD2	1,840,000.00	AAA	NR	04/03/19	04/10/19	1,839,757.86	2.67	2,175.29	1,839,804.15	1,870,659.18
HAROT 2019-2 A3 DTD 05/29/2019 2.520% 06/21/2023	43815MAC0	2,290,000.00	NR	Aaa	05/21/19	05/29/19	2,289,914.58	2.52	1,603.00	2,289,928.69	2,325,716.44
NAROT 2019-A A3 DTD 02/13/2019 2.900% 10/15/2023	65479KAD2	2,780,000.00	NR	Aaa	02/05/19	02/13/19	2,779,578.83	2.91	3,583.11	2,779,663.62	2,834,793.24
COPAR 2019-1 A3 DTD 05/30/2019 2.510% 11/15/2023	14042WAC4	1,240,000.00	AAA	Aaa	05/21/19	05/30/19	1,239,748.78	2.52	1,383.29	1,239,783.91	1,258,334.89
NAROT 2019-B A3 DTD 05/28/2019 2.500% 11/15/2023	65479HAC1	2,450,000.00	NR	Aaa	05/21/19	05/28/19	2,449,446.06	2.51	2,722.22	2,449,524.48	2,486,942.82
CARMX 2019-2 A3 DTD 04/17/2019 2.680% 03/15/2024	14316LAC7	1,525,000.00	AAA	NR	04/09/19	04/17/19	1,524,844.15	2.90	1,816.44	1,524,868.36	1,552,960.11



**Managed Account Detail of Securities Held**

For the Month Ending **January 31, 2020**

**CITY OF STOCKTON RESERVE PORTFOLIO - 81140000**

<b>Security Type/Description</b> <b>Dated Date/Coupon/Maturity</b>	<b>CUSIP</b>	<b>Par</b>	<b>S&amp;P Rating</b>	<b>Moody's Rating</b>	<b>Trade Date</b>	<b>Settle Date</b>	<b>Original Cost</b>	<b>YTM at Cost</b>	<b>Accrued Interest</b>	<b>Amortized Cost</b>	<b>Market Value</b>
<b>Asset-Backed Security</b>											
CARMAX AUTO OWNER TRUST DTD 01/22/2020 1.890% 12/15/2024	14315XAC2	1,685,000.00	AAA	NR	01/14/20	01/22/20	1,684,669.40	1.90	796.16	1,684,669.40	1,698,418.33
<b>Security Type Sub-Total</b>		<b>33,702,634.83</b>					<b>33,699,076.47</b>	<b>2.61</b>	<b>36,214.21</b>	<b>33,700,040.39</b>	<b>34,066,775.26</b>
<b>Managed Account Sub-Total</b>		<b>482,571,293.23</b>					<b>482,731,297.66</b>	<b>2.30</b>	<b>2,725,691.98</b>	<b>483,357,813.19</b>	<b>492,729,364.21</b>
<b>Securities Sub-Total</b>		<b>\$482,571,293.23</b>					<b>\$482,731,297.66</b>	<b>2.30%</b>	<b>\$2,725,691.98</b>	<b>\$483,357,813.19</b>	<b>\$492,729,364.21</b>
<b>Accrued Interest</b>											<b>\$2,725,691.98</b>
<b>Total Investments</b>											<b>\$495,455,056.19</b>



**Managed Account Fair Market Value & Analytics**

For the Month Ending **January 31, 2020**

**CITY OF STOCKTON RESERVE PORTFOLIO - 81140000**

<b>Security Type/Description</b>	<b>Dated Date/Coupon/Maturity</b>	<b>CUSIP</b>	<b>Par</b>	<b>Broker</b>	<b>Next Call Date</b>	<b>Market Price</b>	<b>Market Value</b>	<b>Unreal G/L On Cost</b>	<b>Unreal G/L Amort Cost</b>	<b>Effective Duration</b>	<b>Duration to Worst at Mkt</b>	<b>YTM</b>
<b>U.S. Treasury Bond / Note</b>												
US TREASURY NOTES	DTD 05/31/2016 1.375% 05/31/2021	912828R77	440,000.00	RBC		99.92	439,656.27	10,570.33	6,058.43	1.31	1.31	1.43
US TREASURY NOTES	DTD 05/31/2016 1.375% 05/31/2021	912828R77	2,440,000.00	TD		99.92	2,438,093.87	24,495.44	7,440.80	1.31	1.31	1.43
US TREASURY NOTES	DTD 09/02/2014 2.000% 08/31/2021	912828D72	10,000,000.00	CITIGRP		100.95	10,095,312.00	4,687.00	25,742.10	1.54	1.54	1.39
US TREASURY NOTES	DTD 09/30/2016 1.125% 09/30/2021	912828T34	3,680,000.00	NEW ACCT		99.58	3,664,474.82	46,706.23	6,112.26	1.64	1.64	1.38
US TREASURY NOTES	DTD 10/31/2014 2.000% 10/31/2021	912828F96	6,550,000.00	GOLDMAN		101.08	6,620,616.86	178,845.37	123,427.48	1.71	1.71	1.37
US TREASURY NOTES	DTD 03/02/2015 1.750% 02/28/2022	912828J43	4,800,000.00	NEW ACCT		100.84	4,840,500.00	127,296.42	77,914.80	2.02	2.02	1.34
US TREASURY NOTES	DTD 03/31/2017 1.875% 03/31/2022	912828W89	4,745,000.00	BNP_PARI		101.16	4,799,864.06	99,163.09	77,499.28	2.10	2.10	1.33
US TREASURY NOTES	DTD 03/31/2017 1.875% 03/31/2022	912828W89	7,600,000.00	MORGAN_S		101.16	7,687,875.00	337,250.00	238,157.17	2.10	2.10	1.33
US TREASURY NOTES	DTD 03/31/2017 1.875% 03/31/2022	912828W89	8,900,000.00	BNP_PARI		101.16	9,002,906.25	365,386.72	264,948.10	2.10	2.10	1.33
US TREASURY NOTES	DTD 03/31/2017 1.875% 03/31/2022	912828W89	10,000,000.00	GOLDMAN		101.16	10,115,625.00	237,890.62	179,319.30	2.10	2.10	1.33
US TREASURY NOTES	DTD 07/31/2017 1.875% 07/31/2022	912828P4	5,400,000.00	GOLDMAN		101.36	5,473,406.52	106,734.64	91,318.21	2.44	2.44	1.32
US TREASURY NOTES	DTD 07/31/2015 2.000% 07/31/2022	912828XQ8	9,000,000.00	MORGAN_S		101.69	9,151,875.00	37,968.75	92,776.68	2.44	2.44	1.31
US TREASURY NOTES	DTD 09/30/2015 1.750% 09/30/2022	912828L57	3,190,000.00	RBS		101.16	3,226,884.38	167,101.18	118,919.31	2.58	2.58	1.31
US TREASURY NOTES	DTD 09/30/2015 1.750% 09/30/2022	912828L57	5,000,000.00	TD		101.16	5,057,812.50	262,304.69	187,811.35	2.58	2.58	1.31
US TREASURY N/B NOTES	DTD 10/31/2017 2.000% 10/31/2022	9128283C2	3,900,000.00	MERRILL		101.86	3,972,515.82	202,617.38	153,944.15	2.66	2.66	1.31
US TREASURY NOTES	DTD 12/31/2015 2.125% 12/31/2022	912828N30	4,105,000.00	BNP_PARI		102.33	4,200,569.33	208,777.53	169,365.33	2.82	2.82	1.31
US TREASURY NOTES	DTD 02/01/2016 1.750% 01/31/2023	912828P38	7,100,000.00	MORGAN_S		101.30	7,192,078.48	432,379.26	332,590.34	2.92	2.92	1.31





**Managed Account Fair Market Value & Analytics**

For the Month Ending **January 31, 2020**

**CITY OF STOCKTON RESERVE PORTFOLIO - 81140000**

<b>Security Type/Description</b>	<b>Dated Date/Coupon/Maturity</b>	<b>CUSIP</b>	<b>Par</b>	<b>Broker</b>	<b>Next Call Date</b>	<b>Market Price</b>	<b>Market Value</b>	<b>Unreal G/L On Cost</b>	<b>Unreal G/L Amort Cost</b>	<b>Effective Duration</b>	<b>Duration to Worst at Mkt</b>	<b>YTM</b>
<b>U.S. Treasury Bond / Note</b>												
US TREASURY NOTES	DTD 03/31/2016 1.500% 03/31/2023	912828029	3,850,000.00	TD		100.63	3,874,062.50	165,880.86	133,853.10	3.07	3.07	1.30
US TREASURY NOTES	DTD 04/02/2018 2.500% 03/31/2023	9128284D9	10,000,000.00	BARCLAYS		103.69	10,368,750.00	5,078.12	52,177.80	3.02	3.02	1.31
US TREASURY NOTES	DTD 08/01/2016 1.250% 07/31/2023	912828S92	2,375,000.00	NOMURA		99.83	2,370,917.85	96,484.26	77,960.11	3.41	3.41	1.30
US TREASURY NOTES	DTD 08/01/2016 1.250% 07/31/2023	912828S92	3,090,000.00	RBC		99.83	3,084,688.91	149,309.62	117,148.61	3.41	3.41	1.30
US TREASURY N/B	DTD 09/30/2016 1.375% 09/30/2023	912828T26	5,000,000.00	MERRILL		100.27	5,013,281.00	30,273.19	28,318.55	3.55	3.55	1.30
US TREASURY NOTES	DTD 11/15/2013 2.750% 11/15/2023	912828WE6	10,925,000.00	TD		105.30	11,503,684.14	468,153.87	488,265.89	3.59	3.59	1.31
US TREASURY NOTES	DTD 11/30/2016 2.125% 11/30/2023	912828U57	8,515,000.00	BNP_PARI		103.05	8,774,441.83	411,780.50	380,156.00	3.67	3.67	1.31
US TREASURY N/B	DTD 12/31/2018 2.625% 12/31/2023	9128285U0	460,000.00	MERRILL		104.98	482,928.15	21,562.53	21,823.10	3.72	3.72	1.31
US TREASURY N/B NOTES	DTD 05/01/2017 2.000% 04/30/2024	912828X70	9,225,000.00	MORGAN_S		102.81	9,484,453.13	217,652.35	222,982.55	4.05	4.05	1.32
US TREASURY N/B NOTES	DTD 06/30/2017 2.000% 06/30/2024	912828XX3	11,430,000.00	RBC		102.91	11,762,184.38	214,312.50	227,472.44	4.22	4.22	1.32
US TREASURY N/B	DTD 07/31/2017 2.125% 07/31/2024	9128282N9	2,500,000.00	HSBC		103.52	2,587,890.50	8,984.25	16,356.97	4.29	4.29	1.32
US TREASURY N/B NOTES	DTD 08/31/2017 1.875% 08/31/2024	9128282U3	7,190,000.00	HSBC		102.44	7,365,256.25	(12,076.95)	2,841.70	4.35	4.35	1.32
US TREASURY NOTES	DTD 10/02/2017 2.125% 09/30/2024	9128282Y5	7,325,000.00	HSBC		103.59	7,588,242.19	44,350.59	58,361.65	4.41	4.41	1.33
US TREASURY N/B	DTD 10/31/2017 2.250% 10/31/2024	9128283D0	9,200,000.00	MORGAN_S		104.25	9,591,000.00	90,203.12	104,275.93	4.48	4.48	1.32
US TREASURY N/B	DTD 11/30/2017 2.125% 11/30/2024	9128283J7	8,775,000.00	RBS		103.72	9,101,320.31	123,055.66	125,779.00	4.58	4.58	1.33
US TREASURY N/B	DTD 11/30/2017 2.125% 11/30/2024	9128283J7	9,140,000.00	NOMURA		103.72	9,479,893.75	152,095.31	157,932.98	4.58	4.58	1.33
<b>Security Type Sub-Total</b>			<b>205,850,000.00</b>				<b>210,413,061.05</b>	<b>5,037,274.43</b>	<b>4,369,051.47</b>	<b>3.14</b>	<b>3.14</b>	<b>1.33</b>



**Managed Account Fair Market Value & Analytics**

For the Month Ending **January 31, 2020**

**CITY OF STOCKTON RESERVE PORTFOLIO - 81140000**

<b>Security Type/Description</b>	<b>Dated Date/Coupon/Maturity</b>	<b>CUSIP</b>	<b>Par</b>	<b>Broker</b>	<b>Next Call Date</b>	<b>Market Price</b>	<b>Market Value</b>	<b>Unreal G/L On Cost</b>	<b>Unreal G/L Amort Cost</b>	<b>Effective Duration</b>	<b>Duration to Worst at Mkt</b>	<b>YTM</b>
<b>Supra-National Agency Bond / Note</b>												
INTERNATIONAL FINANCE CORPORATION NOTE	01/25/2018 2.250% 01/25/2021	45950KCM0	2,215,000.00	JPM_CHAS		100.69	2,230,354.38	21,866.48	17,539.21	0.97	0.97	1.54
INTERNATIONAL FINANCE CORPORATION NOTE	03/16/2018 2.635% 03/09/2021	45950VLO7	6,075,000.00	HSBC		101.20	6,147,906.08	77,462.33	74,644.68	1.08	1.08	1.54
INTER-AMERICAN DEVELOPMENT BANK NOTE	04/19/2018 2.625% 04/19/2021	4581X0DB1	4,830,000.00	CITIGRP		101.34	4,894,837.92	75,463.92	69,247.81	1.19	1.19	1.51
INTL BANK OF RECONSTRUCTION AND DEV NOTE	07/25/2018 2.750% 07/23/2021	459058GH0	5,850,000.00	MORGAN_S		101.92	5,962,121.10	125,810.10	119,023.22	1.45	1.45	1.43
<b>Security Type Sub-Total</b>			<b>18,970,000.00</b>				<b>19,235,219.48</b>	<b>300,602.83</b>	<b>280,454.92</b>	<b>1.21</b>	<b>1.21</b>	<b>1.50</b>
<b>Municipal Bond / Note</b>												
CA ST TXBL GO BONDS	10/24/2019 2.400% 10/01/2023	13063DRJ9	4,385,000.00	MORGAN_S		103.19	4,524,793.80	52,049.95	57,877.53	3.49	3.49	1.50
SAN DIEGO CCD, CA TXBL GO BONDS	10/16/2019 2.046% 08/01/2024	797272OP9	1,450,000.00	RBC		101.98	1,478,739.00	28,739.00	28,739.00	4.27	4.27	1.59
<b>Security Type Sub-Total</b>			<b>5,835,000.00</b>				<b>6,003,532.80</b>	<b>80,788.95</b>	<b>86,616.53</b>	<b>3.68</b>	<b>3.68</b>	<b>1.52</b>
<b>Federal Agency Collateralized Mortgage Obligation</b>												
FNA 2018-M5 A2	04/01/2018 3.560% 09/25/2021	3136B1XP4	1,707,935.58	JPM_CHAS		101.03	1,725,450.53	(16,457.60)	1,813.90	1.13	0.85	2.08
FHLMC MULTIFAMILY STRUCTURED P	05/01/2015 2.791% 01/25/2022	3137BHXY8	3,965,000.00	JPM_CHAS		101.35	4,018,645.38	28,864.13	36,234.87	1.80	1.02	1.29
FHLMC MULTIFAMILY STRUCTURED P	11/01/2015 2.716% 06/25/2022	3137BLUR7	1,700,000.00	JPM_CHAS		101.86	1,731,676.24	27,426.24	29,176.07	2.09	1.23	1.06
FHLMC SERIES K721 A2	12/01/2015 3.090% 08/25/2022	3137BM6P6	2,100,000.00	CITIGRP		102.85	2,159,765.29	41,882.48	50,609.77	2.27	1.31	0.79
FHLMC MULTIFAMILY STRUCTURED P	12/01/2012 2.307% 08/25/2022	3137AWOH1	2,240,000.00	CANT_FIT		101.30	2,269,101.79	(3,973.21)	428.69	2.41	1.31	1.20



**Managed Account Fair Market Value & Analytics**

For the Month Ending **January 31, 2020**

**CITY OF STOCKTON RESERVE PORTFOLIO - 81140000**

Security Type/Description Dated Date/Coupon/Maturity	CUSIP	Par	Broker	Next Call Date	Market Price	Market Value	Unreal G/L On Cost	Unreal G/L Amort Cost	Effective Duration	Duration to Worst at Mkt	YTM
<b>Federal Agency Collateralized Mortgage Obligation</b>											
FANNIEMAE-ACES DTD 04/01/2014 3.346% 03/25/2024	3136AJB54	3,455,000.00	JPM_CHAS		105.62	3,649,010.55	26,119.14	29,181.86	3.70	2.10	0.61
FHMS KJ27 A1 DTD 11/01/2019 2.092% 07/25/2024	3137FQ3V3	1,720,722.82	JPM_CHAS		101.01	1,738,032.74	17,351.21	17,351.22	2.76	2.25	1.58
<b>Security Type Sub-Total</b>		<b>16,888,658.40</b>				<b>17,291,682.52</b>	<b>121,212.39</b>	<b>164,796.38</b>	<b>2.40</b>	<b>1.45</b>	<b>1.16</b>

<b>Federal Agency Bond / Note</b>											
FANNIE MAE NOTES DTD 04/13/2018 2.500% 04/13/2021	3135G0U27	2,480,000.00	NOMURA		101.30	2,512,259.84	35,955.04	33,770.78	1.17	1.17	1.40
FANNIE MAE NOTES DTD 01/09/2017 2.000% 01/05/2022	3135G0S38	6,400,000.00	NEW ACCT		101.18	6,475,622.40	80,582.40	77,601.22	1.89	1.89	1.38
FANNIE MAE NOTES DTD 01/11/2019 2.625% 01/11/2022	3135G0U92	4,325,000.00	NOMURA		102.38	4,428,082.05	106,196.05	105,127.99	1.89	1.89	1.38
FREDDIE MAC GLOBAL NOTES DTD 01/13/2012 2.375% 01/13/2022	3137EADB2	6,400,000.00	NEW ACCT		101.91	6,522,380.80	20,192.00	80,979.84	1.90	1.90	1.38
FANNIE MAE NOTES DTD 04/10/2017 1.875% 04/05/2022	3135G0T45	7,150,000.00	NEW ACCT		101.09	7,227,770.55	78,850.20	78,242.38	2.12	2.12	1.37
FREDDIE MAC NOTES DTD 06/11/2018 2.750% 06/19/2023	3137EAEN5	5,000,000.00	TD		104.64	5,232,050.00	263,650.00	253,938.60	3.23	3.23	1.34
FREDDIE MAC NOTES DTD 06/11/2018 2.750% 06/19/2023	3137EAEN5	6,825,000.00	TD		104.64	7,141,748.25	339,407.25	332,474.07	3.23	3.23	1.34
FANNIE MAE NOTES DTD 09/14/2018 2.875% 09/12/2023	3135G0U43	12,325,000.00	HSBC		105.35	12,984,757.25	712,508.25	700,049.65	3.40	3.40	1.35
FEDERAL HOME LOAN BANKS NOTES DTD 12/09/2013 3.375% 12/08/2023	3130A0F70	3,425,000.00	DAIWA		107.57	3,684,149.20	156,741.70	176,712.70	3.61	3.61	1.35
FANNIE MAE NOTES DTD 02/08/2019 2.500% 02/05/2024	3135G0V34	2,675,000.00	NOMURA		104.39	2,792,440.53	127,391.53	125,538.64	3.78	3.78	1.37
FHLB BONDS DTD 02/15/2019 2.500% 02/13/2024	3130AFW94	760,000.00	BARCLAYS		104.41	793,545.64	36,236.04	35,745.12	3.80	3.80	1.37
<b>Security Type Sub-Total</b>		<b>57,765,000.00</b>				<b>59,794,806.51</b>	<b>1,957,710.46</b>	<b>2,000,180.99</b>	<b>2.71</b>	<b>2.71</b>	<b>1.36</b>

**Corporate Note**



**Managed Account Fair Market Value & Analytics**

For the Month Ending **January 31, 2020**

**CITY OF STOCKTON RESERVE PORTFOLIO - 81140000**

<b>Security Type/Description</b>	<b>Dated Date/Coupon/Maturity</b>	<b>CUSIP</b>	<b>Par</b>	<b>Broker</b>	<b>Next Call Date</b>	<b>Market Price</b>	<b>Market Value</b>	<b>Unreal G/L On Cost</b>	<b>Unreal G/L Amort Cost</b>	<b>Effective Duration</b>	<b>Duration to Worst at Mkt</b>	<b>YTM</b>
<b>Corporate Note</b>												
JP MORGAN CHASE & CO CORP NT (CALLABLE)		46625HOJ2	2,000,000.00	NOMURA	02/01/21	100.87	2,017,420.00	7,120.00	14,411.72	0.98	0.98	1.73
DTD 03/01/2016 2.550% 03/01/2021												
TOYOTA MOTOR CREDIT CORP NOTES		89236TEU5	3,700,000.00	JPM_CHAS		101.60	3,759,381.30	60,861.30	59,988.58	1.17	1.17	1.59
DTD 04/13/2018 2.950% 04/13/2021												
BANK OF AMERICA CORP NOTE		06051GFW4	3,745,000.00	MERRILL		101.30	3,793,774.88	20,724.83	38,648.21	1.19	1.19	1.54
DTD 04/19/2016 2.625% 04/19/2021												
GOLDMAN SACHS GRP INC CORP NT (CALLABLE)		38141GVU5	3,740,000.00	CSFB	03/25/21	100.87	3,772,638.98	13,916.54	26,070.46	1.13	1.12	1.90
DTD 04/25/2016 2.625% 04/25/2021												
STATE STREET CORP NOTES		857477AV5	150,000.00	NEW ACCT		100.38	150,567.75	425.25	525.59	1.28	1.28	1.65
DTD 05/19/2016 1.950% 05/19/2021												
STATE STREET CORP NOTES		857477AV5	2,230,000.00	NEW ACCT		100.38	2,238,440.55	9,600.15	8,752.88	1.28	1.28	1.65
DTD 05/19/2016 1.950% 05/19/2021												
MICROSOFT CORP (CALLABLE) NOTES		594918BP8	855,000.00	NEW ACCT	07/08/21	100.06	855,470.25	1,778.40	878.72	1.43	1.40	1.51
DTD 08/08/2016 1.550% 08/08/2021												
MICROSOFT CORP (CALLABLE) NOTES		594918BP8	2,125,000.00	NEW ACCT	07/08/21	100.06	2,126,168.75	3,400.00	1,865.35	1.43	1.40	1.51
DTD 08/08/2016 1.550% 08/08/2021												
PACCAR FINANCIAL CORP		69371RN44	1,730,000.00	NEW ACCT		100.01	1,730,145.32	68,168.92	23,895.73	1.49	1.49	1.64
DTD 08/11/2016 1.650% 08/11/2021												
ORACLE CORP (CALLABLE) NOTES		68389XBK0	4,100,000.00	NEW ACCT	08/15/21	100.38	4,115,780.90	107,579.90	47,991.81	1.52	1.50	1.66
DTD 07/07/2016 1.900% 09/15/2021												
CISCO SYSTEMS INC CORP (CALLABLE) NOTES		17275RBJ0	4,000,000.00	MIZUHO	08/20/21	100.39	4,015,452.00	163,572.00	91,897.40	1.54	1.52	1.61
DTD 09/20/2016 1.850% 09/20/2021												
CITIGROUP INC CORP (CALLABLE) NOTE		172967LC3	3,745,000.00	MORGAN_S	11/08/21	101.74	3,810,118.06	39,539.71	53,317.00	1.72	1.71	1.94
DTD 12/08/2016 2.900% 12/08/2021												
JOHN DEERE CAPITAL CORP NOTES		24422ETL3	875,000.00	NEW ACCT		101.92	891,823.63	14,767.38	15,957.06	1.88	1.88	1.63
DTD 01/06/2017 2.650% 01/06/2022												
JOHN DEERE CAPITAL CORP NOTES		24422ETL3	1,000,000.00	NEW ACCT		101.92	1,019,227.00	15,987.00	17,865.27	1.88	1.88	1.63
DTD 01/06/2017 2.650% 01/06/2022												
JOHN DEERE CAPITAL CORP NOTES		24422ETL3	3,000,000.00	NEW ACCT		101.92	3,057,681.00	46,761.00	53,092.71	1.88	1.88	1.63
DTD 01/06/2017 2.650% 01/06/2022												



**Managed Account Fair Market Value & Analytics**

For the Month Ending **January 31, 2020**

**CITY OF STOCKTON RESERVE PORTFOLIO - 81140000**

<b>Security Type/Description</b>	<b>Dated Date/Coupon/Maturity</b>	<b>CUSIP</b>	<b>Par</b>	<b>Broker</b>	<b>Next Call Date</b>	<b>Market Price</b>	<b>Market Value</b>	<b>Unreal G/L On Cost</b>	<b>Unreal G/L Amort Cost</b>	<b>Effective Duration</b>	<b>Duration to Worst at Mkt</b>	<b>YTM</b>
<b>Corporate Note</b>												
US BANCORP (CALLABLE) NOTES DTD 01/24/2017 2.625% 01/24/2022		91159HHP8	2,000,000.00	NEW ACCT	12/23/21	101.38	2,027,562.00	31,002.00	28,979.16	1.85	1.84	1.91
AMERICAN EXPRESS CREDIT (CALLABLE) NOTES DTD 03/03/2017 2.700% 03/03/2022		0258M0EG0	2,000,000.00	BNP_PARI	01/31/22	102.02	2,040,448.00	21,128.00	31,662.44	1.94	1.92	1.71
WALT DISNEY COMPANY CORP NOTES DTD 03/06/2017 2.450% 03/04/2022		25468PDO6	4,000,000.00	WELLS_FA		101.96	4,078,376.00	30,456.00	56,090.88	2.02	2.02	1.49
INTEL CORP (CALLABLE) NOTES DTD 05/11/2017 2.350% 05/11/2022		458140BB5	4,000,000.00	US_BANCO	04/11/22	101.75	4,069,904.00	67,424.00	68,674.08	2.14	2.13	1.57
APPLE INC CORP (CALLABLE) NOTE DTD 05/11/2017 2.300% 05/11/2022		037833CO1	6,000,000.00	CSFB	04/11/22	101.62	6,097,254.00	105,234.00	101,085.30	2.14	2.13	1.57
UNITED PARCEL SERVICE (CALLABLE) NOTES DTD 05/16/2017 2.350% 05/16/2022		911312BC9	4,000,000.00	HSBC	04/16/22	101.55	4,061,960.00	49,080.00	55,764.64	2.15	2.14	1.66
HOME DEPOT INC CORP (CALLABLE) NOTES DTD 06/02/2015 2.625% 06/01/2022		437076BG6	2,000,000.00	US_BANCO	05/01/22	102.40	2,047,900.00	18,520.00	33,706.38	2.19	2.17	1.58
VISA INC (CALLABLE) NOTE DTD 09/11/2017 2.150% 09/15/2022		92826CAG7	2,000,000.00	US_BANCO	08/15/22	101.47	2,029,492.00	112,312.00	82,089.82	2.47	2.45	1.57
AMERICAN HONDA FINANCE DTD 01/10/2020 1.950% 05/10/2023		02665WDH1	3,550,000.00	SOCGEN		100.48	3,567,164.25	18,477.75	18,461.31	3.16	3.16	1.80
BANK OF NY MELLON CORP CORP NOTES DTD 08/13/2018 3.450% 08/11/2023		06406RAJ6	6,735,000.00	HSBC		105.82	7,126,748.01	312,005.61	328,620.85	3.28	3.28	1.74
US BANK NA CINCINNATI CORP NOTES DTD 02/04/2019 3.375% 02/05/2024		91159HHV5	2,125,000.00	KEYBANC		106.01	2,252,638.13	81,440.63	88,828.30	3.70	3.70	1.82
PFIZER INC CORP NOTES DTD 03/11/2019 2.950% 03/15/2024		717081ES8	6,400,000.00	SUNTRUST		105.20	6,732,576.00	169,824.00	190,977.54	3.85	3.85	1.64
MASTERCARD INC CORP NOTES DTD 03/31/2014 3.375% 04/01/2024		57636QAB0	4,250,000.00	US_BANCO		107.36	4,562,965.75	174,203.25	195,901.11	3.86	3.86	1.54
US BANCORP DTD 07/29/2019 2.400% 07/30/2024		91159HHX1	3,300,000.00	MIZUHO		102.38	3,378,391.50	75,652.50	75,898.98	4.26	4.26	1.85
<b>Security Type Sub-Total</b>			<b>89,355,000.00</b>				<b>91,427,470.01</b>	<b>1,840,962.12</b>	<b>1,811,899.28</b>	<b>2.30</b>	<b>2.29</b>	<b>1.67</b>



**Managed Account Fair Market Value & Analytics**

For the Month Ending **January 31, 2020**

**CITY OF STOCKTON RESERVE PORTFOLIO - 81140000**

<b>Security Type/Description</b>	<b>Dated Date/Coupon/Maturity</b>	<b>CUSIP</b>	<b>Par</b>	<b>Broker</b>	<b>Next Call Date</b>	<b>Market Price</b>	<b>Market Value</b>	<b>Unreal G/L On Cost</b>	<b>Unreal G/L Amort Cost</b>	<b>Effective Duration</b>	<b>Duration to Worst at Mkt</b>	<b>YTM</b>
<b>Certificate of Deposit</b>												
CANADIAN IMP BK COMM NY FLT CERT DEPOS	DTD 04/10/2018 2.234% 04/10/2020	13606BVF0	4,055,000.00	MERRILL		100.08	4,058,203.45	3,203.45	3,203.45	0.19	0.19	1.79
WESTPAC BANKING CORP NY CD	DTD 08/07/2017 2.050% 08/03/2020	96121T4A3	6,735,000.00	JPM_CHAS		100.21	6,749,217.59	14,217.59	14,217.59	0.50	0.50	1.55
BANK OF MONTREAL CHICAGO CERT DEPOS	DTD 08/03/2018 3.190% 08/03/2020	06370REU9	7,000,000.00	BMO		100.81	7,056,770.00	56,770.00	56,770.00	0.51	0.51	1.57
SWEDBANK (NEW YORK) CERT DEPOS	DTD 11/17/2017 2.270% 11/16/2020	87019U6D6	7,555,000.00	MERRILL		100.32	7,579,455.54	24,455.54	24,455.54	0.79	0.79	1.88
MUFG BANK LTD/NY CERT DEPOS	DTD 02/28/2019 2.970% 02/26/2021	55379WZT6	3,760,000.00	MITSU		101.30	3,808,744.64	48,744.64	48,744.64	1.03	1.03	1.78
CREDIT AGRICOLE CIB NY CERT DEPOS	DTD 04/04/2019 2.830% 04/02/2021	22535CDU2	4,055,000.00	CRE DAG		101.31	4,108,002.91	53,002.91	53,002.91	1.13	1.13	1.72
ROYAL BANK OF CANADA NY CD	DTD 06/08/2018 3.240% 06/07/2021	78012UEE1	4,000,000.00	RBC		101.92	4,076,776.00	76,776.00	76,776.00	1.31	1.31	1.79
NORDEA BANK ABP NEW YORK CERT DEPOS	DTD 08/29/2019 1.850% 08/26/2022	65558TLL7	6,060,000.00	MERRILL		99.96	6,057,800.22	(2,199.78)	(2,199.78)	2.48	2.48	1.89
SKANDINAV ENSKILDA BANK LT CD	DTD 09/03/2019 1.860% 08/26/2022	83050PDR7	7,365,000.00	BARCLAYS		100.00	7,364,926.35	(73.65)	(73.65)	2.48	2.48	1.88
DNB BANK ASA/NY LT CD	DTD 12/04/2019 2.040% 12/02/2022	23341VZT1	3,620,000.00	GOLDMAN		100.47	3,636,919.88	16,919.88	16,919.88	2.74	2.74	1.87
<b>Security Type Sub-Total</b>			<b>54,205,000.00</b>				<b>54,496,816.58</b>	<b>291,816.58</b>	<b>291,816.58</b>	<b>1.30</b>	<b>1.30</b>	<b>1.77</b>
<b>Asset-Backed Security</b>												
HAROT 2017-4 A3	DTD 11/29/2017 2.050% 11/21/2021	43813FAC7	1,063,535.19	BARCLAYS		100.12	1,064,822.71	1,437.37	1,357.97	0.48	0.92	1.92
TAOT 2017-D A3	DTD 11/15/2017 1.930% 01/15/2022	89238KAD4	1,701,431.11	JPM_CHAS		100.05	1,702,338.48	1,064.23	983.17	0.50	0.99	1.88
HYUNDAI ABS 2017-B A3	DTD 08/16/2017 1.770% 01/18/2022	44932GAD7	2,244,039.48	CITIGRP		100.02	2,244,375.86	725.27	514.06	0.43	0.99	1.75



**Managed Account Fair Market Value & Analytics**

For the Month Ending **January 31, 2020**

**CITY OF STOCKTON RESERVE PORTFOLIO - 81140000**

<b>Security Type/Description</b>	<b>Dated Date/Coupon/Maturity</b>	<b>CUSIP</b>	<b>Par</b>	<b>Broker</b>	<b>Next Call Date</b>	<b>Market Price</b>	<b>Market Value</b>	<b>Unreal G/L On Cost</b>	<b>Unreal G/L Amort Cost</b>	<b>Effective Duration</b>	<b>Duration to Worst at Mkt</b>	<b>YTM</b>
<b>Asset-Backed Security</b>												
ALLYA 2017-5 A3	DTD 11/22/2017 1.990% 03/15/2022	02007YAC8	1,475,647.56	CITIGRP		100.09	1,476,978.15	1,445.10	1,388.51	0.38	1.07	1.91
TAOT 2018-A A3	DTD 01/31/2018 2.350% 05/16/2022	89238BAD4	1,702,981.49	MITSU		100.40	1,709,743.69	6,781.78	6,772.38	0.59	1.15	2.01
HART 2018-A A3	DTD 04/18/2018 2.790% 07/15/2022	44891KAD7	1,330,000.00	BARCLAYS		100.72	1,339,580.92	9,781.22	9,699.52	0.75	1.23	2.21
MBART 2018-1 A3	DTD 07/25/2018 3.030% 01/15/2023	58772RAD6	2,710,000.00	BNP_PARI		101.08	2,739,312.99	29,417.05	29,382.04	0.86	1.48	2.30
ALLYA 2018-3 A3	DTD 06/27/2018 3.000% 01/15/2023	02007JAC1	3,950,000.00	BARCLAYS		100.93	3,986,713.67	36,983.85	36,891.54	0.63	1.48	2.37
NAROT 2018-B A3	DTD 07/25/2018 3.060% 03/15/2023	65479GAD1	2,540,000.00	SOCGEN		101.54	2,578,998.40	39,080.70	39,053.75	1.12	1.56	2.08
HAROT 2019-1 A3	DTD 02/27/2019 2.830% 03/20/2023	43814WAC9	1,175,000.00	MERRILL		101.79	1,196,085.38	21,116.87	21,109.53	1.57	1.57	1.70
HYUNDAI AUTO RECEIVABLES TRUST	DTD 04/10/2019 2.660% 06/15/2023	44932NAD2	1,840,000.00	SOCGEN		101.67	1,870,659.18	30,901.32	30,855.03	1.52	1.69	1.68
HAROT 2019-2 A3	DTD 05/29/2019 2.520% 06/21/2023	43815MAC0	2,290,000.00	JPM_CHAS		101.56	2,325,716.44	35,801.86	35,787.75	1.79	1.70	1.61
NAROT 2019-A A3	DTD 02/13/2019 2.900% 10/15/2023	65479KAD2	2,780,000.00	MITSU		101.97	2,834,793.24	55,214.41	55,129.62	1.52	1.85	1.84
COPAR 2019-1 A3	DTD 05/30/2019 2.510% 11/15/2023	14042WAC4	1,240,000.00	JPM_CHAS		101.48	1,258,334.89	18,586.11	18,550.98	1.73	1.89	1.73
NAROT 2019-B A3	DTD 05/28/2019 2.500% 11/15/2023	65479HAC1	2,450,000.00	WELLS_FA		101.51	2,486,942.82	37,496.76	37,418.34	1.70	1.89	1.71
CARMX 2019-2 A3	DTD 04/17/2019 2.680% 03/15/2024	14316LAC7	1,525,000.00	RBC		101.83	1,552,960.11	28,115.96	28,091.75	1.69	2.05	1.79
CARMAX AUTO OWNER TRUST	DTD 01/22/2020 1.890% 12/15/2024	14315XAC2	1,685,000.00	MERRILL		100.80	1,698,418.33	13,748.93	13,748.93	2.59	2.39	1.56
<b>Security Type Sub-Total</b>			<b>33,702,634.83</b>				<b>34,066,775.26</b>	<b>367,698.79</b>	<b>366,734.87</b>	<b>1.15</b>	<b>1.54</b>	<b>1.92</b>
<b>Managed Account Sub-Total</b>			<b>482,571,293.23</b>				<b>492,729,364.21</b>	<b>9,998,066.55</b>	<b>9,371,551.02</b>	<b>2.50</b>	<b>2.49</b>	<b>1.49</b>



**Managed Account Fair Market Value & Analytics**

For the Month Ending **January 31, 2020**

**CITY OF STOCKTON RESERVE PORTFOLIO - 81140000**

<b>Securities Sub-Total</b>	<b>\$482,571,293.23</b>	<b>\$492,729,364.21</b>	<b>\$9,998,066.55</b>	<b>\$9,371,551.02</b>	<b>2.50</b>	<b>2.49</b>	<b>1.49%</b>
<b>Accrued Interest</b>		<b>\$2,725,691.98</b>					
<b>Total Investments</b>		<b>\$495,455,056.19</b>					





**Managed Account Security Transactions & Interest**

For the Month Ending **January 31, 2020**

**CITY OF STOCKTON RESERVE PORTFOLIO - 81140000**

Transaction Type	Trade	Settle	Security Description	CUSIP	Par	Principal Proceeds	Accrued Interest	Total	Realized G/L Cost	Realized G/L Amort Cost	Sale Method
<b>BUY</b>											
	01/03/20	01/07/20	US TREASURY N/B DTD 11/30/2017 2.125% 11/30/2024	9128283J7	8,775,000.00	(8,978,264.65)	(19,360.14)	(8,997,624.79)			
	01/07/20	01/10/20	AMERICAN HONDA FINANCE DTD 01/10/2020 1.950% 05/10/2023	02665WDH1	3,550,000.00	(3,548,686.50)	0.00	(3,548,686.50)			
	01/14/20	01/15/20	FEDERAL HOME LOAN BANKS DISC NOTE DTD 01/22/2019 0.000% 01/22/2020	313384SC4	1,685,000.00	(1,684,521.65)	0.00	(1,684,521.65)			
	01/14/20	01/22/20	CARMAX AUTO OWNER TRUST DTD 01/22/2020 1.890% 12/15/2024	14315XAC2	1,685,000.00	(1,684,669.40)	0.00	(1,684,669.40)			

**Transaction Type Sub-Total** **15,695,000.00** **(15,896,142.20)** **(19,360.14)** **(15,915,502.34)**

<b>INTEREST</b>											
	01/01/20	01/25/20	FANNIEMAE-ACES DTD 04/01/2014 3.346% 03/25/2024	3136AJB54	3,455,000.00	0.00	9,633.23	9,633.23			
	01/01/20	01/25/20	FHMS KJ27 A1 DTD 11/01/2019 2.092% 07/25/2024	3137FO3V3	1,747,249.33	0.00	3,251.32	3,251.32			
	01/01/20	01/25/20	FHLMC MULTIFAMILY STRUCTURED P DTD 12/01/2012 2.307% 08/25/2022	3137AWQH1	2,240,000.00	0.00	4,306.40	4,306.40			
	01/01/20	01/25/20	FHLMC SERIES K721 A2 DTD 12/01/2015 3.090% 08/25/2022	3137BM6P6	2,100,000.00	0.00	5,407.50	5,407.50			
	01/01/20	01/25/20	FNA 2018-M5 A2 DTD 04/01/2018 3.560% 09/25/2021	3136B1XP4	1,734,655.57	0.00	5,228.88	5,228.88			
	01/01/20	01/25/20	FHLMC MULTIFAMILY STRUCTURED P DTD 05/01/2015 2.791% 01/25/2022	3137BHYX8	3,965,000.00	0.00	9,221.93	9,221.93			
	01/01/20	01/25/20	FHLMC MULTIFAMILY STRUCTURED P DTD 11/01/2015 2.716% 06/25/2022	3137BLUR7	1,700,000.00	0.00	3,847.67	3,847.67			
	01/02/20	01/02/20	MONEY MARKET FUND	MONEY0002	0.00	0.00	1,091.43	1,091.43			
	01/05/20	01/05/20	FANNIE MAE NOTES DTD 01/09/2017 2.000% 01/05/2022	3135G0S38	6,400,000.00	0.00	64,000.00	64,000.00			
	01/06/20	01/06/20	JOHN DEERE CAPITAL CORP NOTES DTD 01/06/2017 2.650% 01/06/2022	24422ETL3	3,000,000.00	0.00	39,750.00	39,750.00			
	01/06/20	01/06/20	JOHN DEERE CAPITAL CORP NOTES DTD 01/06/2017 2.650% 01/06/2022	24422ETL3	875,000.00	0.00	11,593.75	11,593.75			



**Managed Account Security Transactions & Interest**

For the Month Ending **January 31, 2020**

**CITY OF STOCKTON RESERVE PORTFOLIO - 81140000**

Transaction Type		Security Description	CUSIP	Par	Principal Proceeds	Accrued Interest	Total	Realized G/L Cost	Realized G/L Amort Cost	Sale Method
Trade	Settle									
<b>INTEREST</b>										
01/06/20	01/06/20	JOHN DEERE CAPITAL CORP NOTES DTD 01/06/2017 2.650% 01/06/2022	24422ETL3	1,000,000.00	0.00	13,250.00	13,250.00			
01/10/20	01/10/20	CANADIAN IMP BK COMM NY FLT CERT DEPOS DTD 04/10/2018 2.234% 04/10/2020	13606BVF0	4,055,000.00	0.00	24,969.11	24,969.11			
01/11/20	01/11/20	FANNIE MAE NOTES DTD 01/11/2019 2.625% 01/11/2022	3135G0U92	4,325,000.00	0.00	56,765.63	56,765.63			
01/13/20	01/13/20	FREDDIE MAC GLOBAL NOTES DTD 01/13/2012 2.375% 01/13/2022	3137EADB2	6,400,000.00	0.00	76,000.00	76,000.00			
01/15/20	01/15/20	TAOT 2017-D A3 DTD 11/15/2017 1.930% 01/15/2022	89238KAD4	1,856,705.22	0.00	2,986.20	2,986.20			
01/15/20	01/15/20	ALLYA 2017-5 A3 DTD 11/22/2017 1.990% 03/15/2022	02007YAC8	1,644,928.78	0.00	2,727.84	2,727.84			
01/15/20	01/15/20	NAROT 2019-A A3 DTD 02/13/2019 2.900% 10/15/2023	65479KAD2	2,780,000.00	0.00	6,718.33	6,718.33			
01/15/20	01/15/20	MBART 2018-1 A3 DTD 07/25/2018 3.030% 01/15/2023	58772RAD6	2,710,000.00	0.00	6,842.75	6,842.75			
01/15/20	01/15/20	HYUNDAI ABS 2017-B A3 DTD 08/16/2017 1.770% 01/18/2022	44932GAD7	2,486,710.89	0.00	3,667.90	3,667.90			
01/15/20	01/15/20	HYUNDAI AUTO RECEIVABLES TRUST DTD 04/10/2019 2.660% 06/15/2023	44932NAD2	1,840,000.00	0.00	4,078.67	4,078.67			
01/15/20	01/15/20	CARMX 2019-2 A3 DTD 04/17/2019 2.680% 03/15/2024	14316LAC7	1,525,000.00	0.00	3,405.83	3,405.83			
01/15/20	01/15/20	TAOT 2018-A A3 DTD 01/31/2018 2.350% 05/16/2022	89238BAD4	1,834,845.93	0.00	3,593.24	3,593.24			
01/15/20	01/15/20	COPAR 2019-1 A3 DTD 05/30/2019 2.510% 11/15/2023	14042WAC4	1,240,000.00	0.00	2,593.67	2,593.67			
01/15/20	01/15/20	HART 2018-A A3 DTD 04/18/2018 2.790% 07/15/2022	44891KAD7	1,330,000.00	0.00	3,092.25	3,092.25			
01/15/20	01/15/20	NAROT 2019-B A3 DTD 05/28/2019 2.500% 11/15/2023	65479HAC1	2,450,000.00	0.00	5,104.17	5,104.17			
01/15/20	01/15/20	ALLYA 2018-3 A3 DTD 06/27/2018 3.000% 01/15/2023	02007JAC1	3,950,000.00	0.00	9,875.00	9,875.00			



**Managed Account Security Transactions & Interest**

For the Month Ending **January 31, 2020**

**CITY OF STOCKTON RESERVE PORTFOLIO - 81140000**

Transaction Type	Trade	Settle	Security Description	CUSIP	Par	Principal Proceeds	Accrued Interest	Total	Realized G/L Cost	Realized G/L Amort Cost	Sale Method
<b>INTEREST</b>											
	01/15/20	01/15/20	NAROT 2018-B A3 DTD 07/25/2018 3.060% 03/15/2023	65479GAD1	2,540,000.00	0.00	6,477.00	6,477.00			
	01/18/20	01/18/20	HAROT 2019-1 A3 DTD 02/27/2019 2.830% 03/20/2023	43814WAC9	1,175,000.00	0.00	2,771.04	2,771.04			
	01/21/20	01/21/20	HAROT 2017-4 A3 DTD 11/29/2017 2.050% 11/21/2021	43813FAC7	1,171,324.41	0.00	2,001.01	2,001.01			
	01/21/20	01/21/20	HAROT 2019-2 A3 DTD 05/29/2019 2.520% 06/21/2023	43815MAC0	2,290,000.00	0.00	4,809.00	4,809.00			
	01/23/20	01/23/20	INTL BANK OF RECONSTRUCTION AND DEV NOTE DTD 07/25/2018 2.750% 07/23/2021	459058GH0	5,850,000.00	0.00	80,437.50	80,437.50			
	01/24/20	01/24/20	US BANCORP (CALLABLE) NOTES DTD 01/24/2017 2.625% 01/24/2022	91159HHP8	2,000,000.00	0.00	26,250.00	26,250.00			
	01/25/20	01/25/20	INTERNATIONAL FINANCE CORPORATION NOTE DTD 01/25/2018 2.250% 01/25/2021	45950KCM0	2,215,000.00	0.00	24,918.75	24,918.75			
	01/30/20	01/30/20	US BANCORP DTD 07/29/2019 2.400% 07/30/2024	91159HHX1	3,300,000.00	0.00	39,820.00	39,820.00			
	01/31/20	01/31/20	US TREASURY NOTES DTD 08/01/2016 1.250% 07/31/2023	912828S92	2,375,000.00	0.00	14,843.75	14,843.75			
	01/31/20	01/31/20	US TREASURY NOTES DTD 07/31/2017 1.875% 07/31/2022	912828P4	5,400,000.00	0.00	50,625.00	50,625.00			
	01/31/20	01/31/20	US TREASURY NOTES DTD 02/01/2016 1.750% 01/31/2023	912828P38	7,100,000.00	0.00	62,125.00	62,125.00			
	01/31/20	01/31/20	US TREASURY NOTES DTD 07/31/2015 2.000% 07/31/2022	912828XQ8	9,000,000.00	0.00	90,000.00	90,000.00			
	01/31/20	01/31/20	US TREASURY N/B DTD 07/31/2017 2.125% 07/31/2024	912828N9	2,500,000.00	0.00	26,562.50	26,562.50			
	01/31/20	01/31/20	US TREASURY NOTES DTD 08/01/2016 1.250% 07/31/2023	912828S92	3,090,000.00	0.00	19,312.50	19,312.50			
<b>Transaction Type Sub-Total</b>					<b>118,651,420.13</b>	<b>0.00</b>	<b>833,955.75</b>	<b>833,955.75</b>			

**MATURITY**



**Managed Account Security Transactions & Interest**

For the Month Ending **January 31, 2020**

**CITY OF STOCKTON RESERVE PORTFOLIO - 81140000**

Transaction Type		Security Description	CUSIP	Par	Principal Proceeds	Accrued Interest	Total	Realized G/L Cost	Realized G/L Amort Cost	Sale Method
Trade	Settle									
<b>MATURITY</b>										
01/22/20	01/22/20	FEDERAL HOME LOAN BANKS DISC NOTE DTD 01/22/2019 0.000% 01/22/2020	313384SC4	1,685,000.00	1,685,000.00	0.00	1,685,000.00	478.35	0.00	
<b>Transaction Type Sub-Total</b>				<b>1,685,000.00</b>	<b>1,685,000.00</b>	<b>0.00</b>	<b>1,685,000.00</b>	<b>478.35</b>	<b>0.00</b>	
<b>PAYDOWNS</b>										
01/01/20	01/25/20	FNA 2018-M5 A2 DTD 04/01/2018 3.560% 09/25/2021	3136B1XP4	26,719.99	26,719.99	0.00	26,719.99	(531.49)	0.00	
01/01/20	01/25/20	FHMS KJ27 A1 DTD 11/01/2019 2.092% 07/25/2024	3137FO3V3	26,526.51	26,526.51	0.00	26,526.51	0.64	0.00	
01/15/20	01/15/20	ALLYA 2017-5 A3 DTD 11/22/2017 1.990% 03/15/2022	02007YAC8	169,281.22	169,281.22	0.00	169,281.22	13.14	0.00	
01/15/20	01/15/20	TAOT 2017-D A3 DTD 11/15/2017 1.930% 01/15/2022	89238KAD4	155,274.11	155,274.11	0.00	155,274.11	14.32	0.00	
01/15/20	01/15/20	TAOT 2018-A A3 DTD 01/31/2018 2.350% 05/16/2022	89238BAD4	131,864.44	131,864.44	0.00	131,864.44	1.52	0.00	
01/15/20	01/15/20	HYUNDAI ABS 2017-B A3 DTD 08/16/2017 1.770% 01/18/2022	44932GAD7	242,671.41	242,671.41	0.00	242,671.41	42.06	0.00	
01/21/20	01/21/20	HAROT 2017-4 A3 DTD 11/29/2017 2.050% 11/21/2021	43813FAC7	107,789.22	107,789.22	0.00	107,789.22	15.19	0.00	
<b>Transaction Type Sub-Total</b>				<b>860,126.90</b>	<b>860,126.90</b>	<b>0.00</b>	<b>860,126.90</b>	<b>(444.62)</b>	<b>0.00</b>	
<b>SELL</b>										
01/03/20	01/07/20	TOYOTA MOTOR CREDIT CORP CORP NOTES DTD 01/08/2019 3.050% 01/08/2021	89236TFQ3	805,000.00	815,255.70	12,208.05	827,463.75	10,738.70	10,501.56	FIFO
01/03/20	01/07/20	EXXON MOBIL CORPORATE (CALLABLE) NOTES DTD 03/03/2016 2.222% 03/01/2021	30231GAV4	3,078,000.00	3,097,145.16	23,937.61	3,121,082.77	(34,812.18)	6,492.86	FIFO
01/03/20	01/07/20	BRANCH BANKING & TRUST (CALLABLE) NOTES DTD 10/26/2017 2.150% 02/01/2021	05531FAZ6	1,945,000.00	1,950,057.00	18,120.92	1,968,177.92	5,951.70	5,365.59	FIFO



**Managed Account Security Transactions & Interest**

For the Month Ending **January 31, 2020**

**CITY OF STOCKTON RESERVE PORTFOLIO - 81140000**

Transaction Type		Security Description	CUSIP	Par	Principal Proceeds	Accrued Interest	Total	Realized G/L Cost	Realized G/L Amort Cost	Sale Method
Trade	Settle									
<b>SELL</b>										
01/03/20	01/07/20	EXXON MOBIL CORPORATE (CALLABLE) NOTES DTD 03/03/2016 2.222% 03/01/2021	30231GAV4	1,415,000.00	1,423,801.30	11,004.45	1,434,805.75	8,801.30	8,801.30	FIFO
01/07/20	01/10/20	US TREASURY NOTES DTD 09/30/2015 1.750% 09/30/2022	912828L57	3,315,000.00	3,331,186.52	16,167.42	3,347,353.94	44,415.82	31,930.02	FIFO
01/07/20	01/10/20	US TREASURY NOTES DTD 09/30/2015 1.750% 09/30/2022	912828L57	205,000.00	206,000.98	999.79	207,000.77	9,369.14	6,387.36	FIFO
01/14/20	01/15/20	US TREASURY NOTES DTD 09/30/2015 1.750% 09/30/2022	912828L57	1,370,000.00	1,376,261.33	7,009.08	1,383,270.41	62,185.16	42,084.13	FIFO
<b>Transaction Type Sub-Total</b>				<b>12,133,000.00</b>	<b>12,199,707.99</b>	<b>89,447.32</b>	<b>12,289,155.31</b>	<b>106,649.64</b>	<b>111,562.82</b>	
<b>Managed Account Sub-Total</b>					<b>(1,151,307.31)</b>	<b>904,042.93</b>	<b>(247,264.38)</b>	<b>106,683.37</b>	<b>111,562.82</b>	
<b>Total Security Transactions</b>					<b>(\$1,151,307.31)</b>	<b>\$904,042.93</b>	<b>(\$247,264.38)</b>	<b>\$106,683.37</b>	<b>\$111,562.82</b>	