

Monthly Account Statement

City of Stockton Consolidated

May 1, 2017 through May 31, 2017

Chandler Team

For questions about your account,
please call (800) 317-4747 or
Email operations@chandlerasset.com

Custodian

Union Bank N.A.
Tina Guzman
(619)-230-3547

Information contained herein is confidential. We urge you to compare this statement to the one you receive from your qualified custodian. Prices are provided by IDC, an independent pricing source. In the event IDC does not provide a price or if the price provided is not reflective of fair market value, Chandler will obtain pricing from an alternative approved third party pricing source in accordance with our written valuation policy and procedures. Our valuation procedures are also disclosed in Item 5 of our Form ADV Part 2A.



PORTFOLIO CHARACTERISTICS

Average Duration	1.74
Average Coupon	1.32 %
Average Purchase YTM	1.37 %
Average Market YTM	1.35 %
Average S&P/Moody Rating	AA+/Aa1
Average Final Maturity	1.90 yrs
Average Life	1.79 yrs

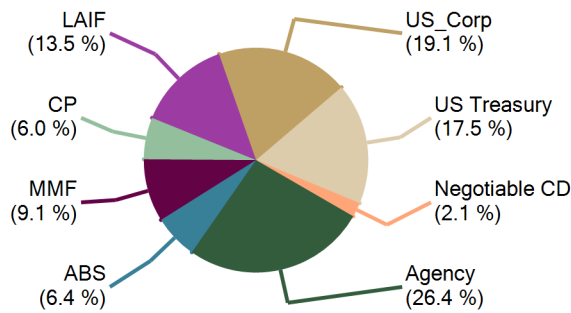
ACCOUNT SUMMARY

	Beg. Values as of 4/30/17	End Values as of 5/31/17
Market Value	471,275,010	480,516,126
Accrued Interest	1,193,539	1,265,588
Total Market Value	472,468,548	481,781,714
Income Earned	505,814	526,091
Cont/WD		8,323,402
Par	472,299,547	481,051,083
Book Value	471,357,282	480,134,725
Cost Value	471,027,748	479,763,028

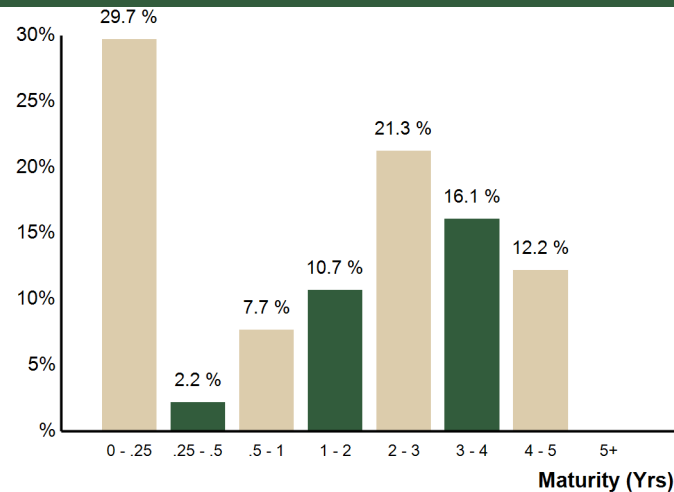
TOP ISSUERS

Issuer	% Portfolio
Government of United States	17.5 %
Local Agency Investment Fund	13.5 %
Federal National Mortgage Assoc	11.1 %
Federal Home Loan Mortgage Corp	9.6 %
Wells Fargo Advantage Govt #175	8.5 %
Federal Home Loan Bank	4.2 %
Paccar Financial	2.2 %
Toronto Dominion Holdings	2.1 %
	68.7 %

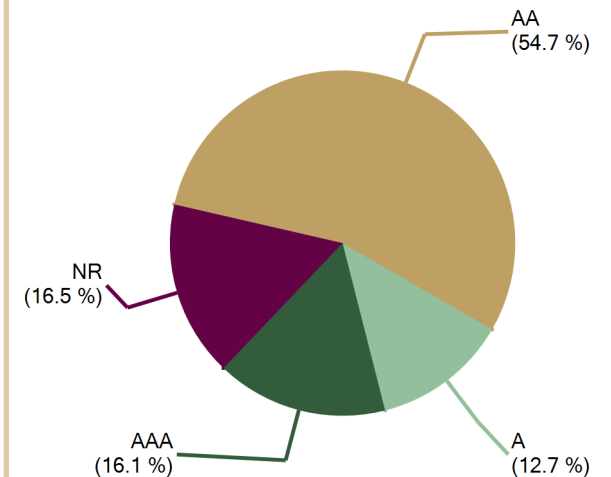
SECTOR ALLOCATION



MATURITY DISTRIBUTION



CREDIT QUALITY (S&P)



PERFORMANCE REVIEW

Total Rate of Return As of 5/31/2017	Current Month	Latest 3 Months	Year To Date	1 Yr	Annualized			7/31/2007	Since 7/31/2007
					3 Yrs	5 Yrs	10 Yrs		
City of Stockton Consolidated	0.20 %	0.55 %	0.87 %	0.74 %	1.02 %	0.88 %	N/A	2.29 %	24.89 %



City of Stockton Consolidated
May 31, 2017

COMPLIANCE WITH INVESTMENT POLICY

This portfolio is a consolidation of assets managed by Chandler Asset Management and assets managed internally by Client. Chandler relies on Client to provide accurate information for reporting assets and producing this compliance statement.

Category	Standard	Comment
Local Agency Bonds	No Limitation; 5 year maximum maturity	Complies
Treasury Issues	No Limitation; 10 year maximum maturity	Complies
Agency Issues	No Limitation; 10 year maximum maturity	Complies
Banker's Acceptances	40% maximum; <180 days maturity	Complies
Commercial Paper	25% maximum; <270 days maturity; A-1/P-1/F-1 minimum ratings	Complies
Negotiable Certificates of Deposit	30% maximum; 5 years maximum maturity	Complies
Repurchase Agreements	No limitation; 1 year maximum maturity	Complies
Reverse Repurchase Agreements	20% maximum; <92 days maturity	Complies
Medium Term Notes	30% maximum; 5 years maximum maturity; A-rated or better	Complies
Money Market Mutual Funds	AAA/Aaa rated by two NRSRO; 20% maximum	Complies
Collateralized Certificates of Deposits	5 years maximum maturity	Complies
Time Deposits	5 years maximum maturity	Complies
Mortgage Pass-through and Asset Backed Securities	20% maximum; AA-rated issue; A-rated issuer	Complies
Local Agency Investment Fund - LAIF	Max program limitation	Complies
Maximum per issuer	5% per issuer; except for Treasury, Agency issuers and money market funds	Complies
Maximum maturity	5 years; except 15% of assets can have a max. maturity of between 5 and 10 years	Complies



Holdings Report

As of 5/31/17

CUSIP	Security Description	Par Value/Units	Purchase Date Book Yield	Cost Value Book Value	Mkt Price Mkt YTM	Market Value Accrued Int.	% of Port. Gain/Loss	Moody/S&P Fitch	Maturity Duration
ABS									
43814GAC4	Honda Auto Receivables 2014-2 A3 0.77% Due 3/19/2018	74,980.96	05/13/2014 0.78 %	74,971.95 74,980.96	99.96 1.45 %	74,952.85 20.85	0.02 % (28.11)	Aaa / AAA NR	0.80 0.05
47787VAC5	John Deere Owner Trust 2014-A A3 0.92% Due 4/16/2018	80,215.39	Various 0.92 %	80,220.68 80,215.39	99.97 1.53 %	80,194.81 32.79	0.02 % (20.58)	Aaa / NR AAA	0.88 0.04
43814HAC2	Honda Auto Receivables 2014-3 A3 0.88% Due 6/15/2018	212,690.45	08/12/2014 0.89 %	212,649.42 212,688.75	99.96 1.24 %	212,606.34 83.19	0.04 % (82.41)	NR / AAA AAA	1.04 0.11
477877AD6	John Deere Owner Trust 2014-B A3 1.07% Due 11/15/2018	713,942.46	Various 1.07 %	713,917.26 713,938.98	99.91 1.45 %	713,291.22 339.52	0.15 % (647.76)	Aaa / NR AAA	1.46 0.24
89236WAC2	Toyota Auto Receivables Owner 2015-A 1.12% Due 2/15/2019	1,253,663.15	Various 1.19 %	1,252,777.64 1,253,393.00	99.92 1.33 %	1,252,714.04 624.05	0.26 % (678.96)	Aaa / AAA NR	1.71 0.37
47788NAB4	John Deere Owner Trust 2016-B A2 1.09% Due 2/15/2019	2,537,621.30	07/19/2016 1.10 %	2,537,466.51 2,537,517.77	99.92 1.31 %	2,535,684.77 1,229.34	0.53 % (1,833.00)	Aaa / NR AAA	1.71 0.35
43813NAC0	Honda Auto Receivables 2015-2 A3 1.04% Due 2/21/2019	1,735,717.14	Various 1.12 %	1,733,784.59 1,734,749.27	99.87 1.36 %	1,733,474.33 501.43	0.36 % (1,274.94)	NR / AAA AAA	1.73 0.41
43814RAB2	Honda Auto Receivables 2016-4 A2 1.04% Due 4/18/2019	4,140,000.00	10/18/2016 1.05 %	4,139,884.49 4,139,912.44	99.82 1.39 %	4,132,655.64 1,554.80	0.86 % (7,256.80)	NR / AAA AAA	1.88 0.52
65478WAB1	Nissan Auto Receivables Owner 2016-C A2A 1.07% Due 5/15/2019	1,805,729.56	08/02/2016 1.08 %	1,805,658.41 1,805,679.23	99.89 1.32 %	1,803,789.52 858.72	0.37 % (1,889.71)	Aaa / NR AAA	1.96 0.43
89231LAB3	Toyota Auto Receivables Owner 2016-D 1.06% Due 5/15/2019	2,675,000.00	10/04/2016 1.07 %	2,674,786.00 2,674,838.54	99.87 1.32 %	2,671,554.60 1,260.22	0.55 % (3,283.94)	Aaa / AAA NR	1.96 0.50
43814TAB8	Honda Auto Receivables 2017-1 A2 1.42% Due 7/22/2019	2,060,000.00	03/21/2017 1.43 %	2,059,950.77 2,059,954.55	100.00 1.43 %	2,059,897.00 812.56	0.43 % (57.55)	Aaa / NR AAA	2.14 0.75
161571HH0	Chase CHAIT Pool #2016-A7 1.06% Due 9/16/2019	4,140,000.00	09/06/2016 1.08 %	4,139,643.13 4,139,896.93	99.93 1.30 %	4,137,304.86 1,950.40	0.86 % (2,592.07)	Aaa / AAA AAA	2.30 0.27
89238MAB4	Toyota Auto Receivables Owner 2017-A 1.42% Due 9/16/2019	2,135,000.00	03/07/2017 1.43 %	2,134,793.97 2,134,811.53	100.05 1.36 %	2,136,152.90 1,347.42	0.44 % 1,341.37	Aaa / AAA NR	2.30 0.84
47787XAB3	John Deere Owner Trust 2017-A A2 1.5% Due 10/15/2019	1,435,000.00	02/22/2017 1.50 %	1,434,994.26 1,434,994.81	100.06 1.44 %	1,435,856.70 956.67	0.30 % 861.89	Aaa / NR AAA	2.38 0.92
654747AB0	Nissan Auto Receivables 2017-A A2A 1.47% Due 1/15/2020	1,490,000.00	03/21/2017 1.47 %	1,489,992.40 1,489,992.88	100.01 1.47 %	1,490,084.93 973.47	0.31 % 92.05	Aaa / NR AAA	2.63 0.91
47788MAC4	John Deere Owner Trust 2016-A A3 1.36% Due 4/15/2020	2,450,000.00	02/23/2016 1.37 %	2,449,614.37 2,449,731.21	99.87 1.49 %	2,446,890.93 1,480.89	0.51 % (2,840.28)	Aaa / NR AAA	2.88 1.02
43814QAC2	Honda Auto Receivables 2016-2 A3 1.39% Due 4/15/2020	1,770,000.00	05/24/2016 1.40 %	1,769,965.66 1,769,974.54	99.91 1.47 %	1,768,357.44 1,093.47	0.37 % (1,617.10)	Aaa / NR AAA	2.88 1.18
Total ABS		30,709,560.41	1.21 %	30,705,071.51 30,707,270.78	1.38 %	30,685,462.88 15,119.79	6.37 % (21,807.90)	Aaa / AAA AAA	2.14 0.59

AGENCY									
3133EAY28	FFCB Note 0.83% Due 9/21/2017	3,115,000.00	Various 0.79 %	3,120,957.00 3,115,366.79	99.93 1.07 %	3,112,663.75 5,027.26	0.65 % (2,703.04)	Aaa / AA+ AAA	0.31 0.30



Holdings Report

As of 5/31/17

CUSIP	Security Description	Par Value/Units	Purchase Date Book Yield	Cost Value Book Value	Mkt Price Mkt YTM	Market Value Accrued Int.	% of Port. Gain/Loss	Moody/S&P Fitch	Maturity Duration
AGENCY									
3137EADN6	FHLMC Note 0.75% Due 1/12/2018	900,000.00	07/28/2015 0.94 %	895,839.30 898,957.51	99.75 1.15 %	897,785.10 2,606.25	0.19 % (1,172.41)	Aaa / AA+ AAA	0.62 0.61
313378A43	FHLB Note 1.375% Due 3/9/2018	5,285,000.00	Various 1.31 %	5,286,263.15 5,287,855.28	100.07 1.28 %	5,288,926.76 16,552.33	1.10 % 1,071.48	Aaa / AA+ AAA	0.77 0.76
3130A4GJ5	FHLB Note 1.125% Due 4/25/2018	3,335,000.00	Various 1.11 %	3,335,916.76 3,335,316.66	99.92 1.21 %	3,332,368.69 3,751.87	0.69 % (2,947.97)	Aaa / AA+ AAA	0.90 0.89
880591EQ1	Tennessee Valley Authority Note 1.75% Due 10/15/2018	3,775,000.00	Various 1.59 %	3,803,947.65 3,783,171.23	100.65 1.27 %	3,799,714.94 8,441.33	0.79 % 16,543.71	Aaa / AA+ AAA	1.38 1.35
313376BR5	FHLB Note 1.75% Due 12/14/2018	2,500,000.00	01/29/2014 1.62 %	2,515,350.00 2,504,840.56	100.69 1.30 %	2,517,207.50 20,295.14	0.53 % 12,366.94	Aaa / AA+ AAA	1.54 1.50
3135G0ZA4	FNMA Note 1.875% Due 2/19/2019	3,700,000.00	Various 1.71 %	3,727,352.70 3,709,938.11	100.90 1.34 %	3,733,318.50 19,656.25	0.78 % 23,380.39	Aaa / AA+ AAA	1.72 1.68
3137EADG1	FHLMC Note 1.75% Due 5/30/2019	5,275,000.00	Various 1.62 %	5,303,450.18 5,288,412.36	100.86 1.31 %	5,320,401.93 256.43	1.10 % 31,989.57	Aaa / AA+ AAA	2.00 1.96
3135G0ZE6	FNMA Note 1.75% Due 6/20/2019	5,300,000.00	Various 1.56 %	5,341,513.00 5,319,871.90	100.75 1.38 %	5,339,654.60 41,479.86	1.12 % 19,782.70	Aaa / AA+ AAA	2.05 2.00
3137EADK2	FHLMC Note 1.25% Due 8/1/2019	5,400,000.00	Various 1.73 %	5,282,340.35 5,345,955.57	99.69 1.40 %	5,383,114.20 22,500.00	1.12 % 37,158.63	Aaa / AA+ AAA	2.17 2.12
3135G0ZG1	FNMA Note 1.75% Due 9/12/2019	5,300,000.00	Various 1.67 %	5,318,673.00 5,309,493.53	100.78 1.40 %	5,341,541.40 20,353.48	1.11 % 32,047.87	Aaa / AA+ AAA	2.28 2.22
3137EADM8	FHLMC Note 1.25% Due 10/2/2019	5,350,000.00	Various 1.71 %	5,239,378.60 5,294,602.30	99.60 1.43 %	5,328,519.75 10,960.07	1.11 % 33,917.45	Aaa / AA+ AAA	2.34 2.29
3137EAE5	FHLMC Note 1.5% Due 1/17/2020	7,500,000.00	03/23/2017 1.60 %	7,479,450.00 7,480,827.99	100.13 1.45 %	7,509,750.00 41,875.00	1.57 % 28,922.01	Aaa / AA+ AAA	2.63 2.55
3137EAEF2	FHLMC Note 1.375% Due 4/20/2020	6,500,000.00	04/25/2017 1.57 %	6,462,820.00 6,464,047.96	99.58 1.52 %	6,472,908.00 10,178.82	1.35 % 8,860.04	Aaa / AA+ AAA	2.89 2.81
3137EADR7	FHLMC Note 1.375% Due 5/1/2020	2,200,000.00	08/26/2015 1.56 %	2,182,030.40 2,188,801.86	99.74 1.47 %	2,194,258.00 2,520.83	0.46 % 5,456.14	Aaa / AA+ AAA	2.92 2.85
3135G0D75	FNMA Note 1.5% Due 6/22/2020	6,400,000.00	Various 1.74 %	6,327,449.80 6,355,324.90	100.05 1.48 %	6,403,462.40 42,400.00	1.34 % 48,137.50	Aaa / AA+ AAA	3.06 2.96
3135G0F73	FNMA Note 1.5% Due 11/30/2020	6,400,000.00	Various 1.87 %	6,288,644.00 6,321,431.25	99.59 1.62 %	6,373,536.00 266.67	1.32 % 52,104.75	Aaa / AA+ AAA	3.50 3.40
3130A7CV5	FHLB Note 1.375% Due 2/18/2021	6,450,000.00	Various 1.45 %	6,426,116.60 6,432,238.66	99.06 1.64 %	6,389,628.00 25,374.48	1.33 % (42,610.66)	Aaa / AA+ AAA	3.72 3.59
3135G0J20	FNMA Note 1.375% Due 2/26/2021	6,400,000.00	02/26/2016 1.41 %	6,388,224.00 6,391,180.91	98.96 1.66 %	6,333,651.20 23,222.22	1.32 % (57,529.71)	Aaa / AA+ AAA	3.75 3.61
3135G0K69	FNMA Note 1.25% Due 5/6/2021	5,900,000.00	06/29/2016 1.18 %	5,920,060.00 5,916,254.15	98.40 1.67 %	5,805,405.30 5,121.53	1.21 % (110,848.85)	Aaa / AA+ AAA	3.93 3.81
3130A8QS5	FHLB Note 1.125% Due 7/14/2021	2,800,000.00	10/04/2016 1.33 %	2,774,128.00 2,777,662.75	97.74 1.70 %	2,736,608.00 11,987.50	0.57 % (41,054.75)	Aaa / AA+ AAA	4.12 3.98



Holdings Report

As of 5/31/17

CUSIP	Security Description	Par Value/Units	Purchase Date Book Yield	Cost Value Book Value	Mkt Price Mkt YTM	Market Value Accrued Int.	% of Port. Gain/Loss	Moody/S&P Fitch	Maturity Duration
AGENCY									
3137EAEC9	FHLMC Note 1.125% Due 8/12/2021	6,555,000.00	Various 1.31 %	6,496,403.95 6,505,068.34	97.49 1.75 %	6,390,502.28 22,327.97	1.33 % (114,566.06)	Aaa / AA+ AAA	4.20 4.06
3135G0N82	FNMA Note 1.25% Due 8/17/2021	6,500,000.00	10/04/2016 1.37 %	6,464,854.50 6,469,564.31	98.15 1.71 %	6,379,483.50 23,472.22	1.33 % (90,080.81)	Aaa / AA+ AAA	4.22 4.06
3135G0Q89	FNMA Note 1.375% Due 10/7/2021	1,150,000.00	10/27/2016 1.50 %	1,142,996.50 1,143,834.59	98.42 1.75 %	1,131,835.75 2,371.88	0.24 % (11,998.84)	Aaa / AA+ AAA	4.36 4.19
3135G0S38	FNMA Note 2% Due 1/5/2022	6,400,000.00	01/11/2017 2.02 %	6,395,040.00 6,395,421.75	100.68 1.85 %	6,443,302.40 50,488.89	1.35 % 47,880.65	Aaa / AA+ AAA	4.60 4.34
3137EADB2	FHLMC Note 2.375% Due 1/13/2022	6,400,000.00	01/27/2017 2.03 %	6,502,188.80 6,495,297.13	102.54 1.80 %	6,562,732.80 58,266.67	1.37 % 67,435.67	Aaa / AA+ AAA	4.62 4.33
Total Agency		126,790,000.00	1.56 %	126,421,388.24 126,530,738.35	1.52 %	126,522,280.75 491,754.95	26.36 % (8,457.60)	Aaa / AA+ AAA	2.92 2.82
COMMERCIAL PAPER									
69372AT93	Paccar Financial Discount CP 0.85% Due 6/9/2017	1,500,000.00	05/11/2017 0.86 %	1,498,972.92 1,499,716.67	99.98 0.86 %	1,499,716.67 0.00	0.31 % 0.00	P-1 / A-1 NR	0.02 0.02
69372ATD4	Paccar Financial Discount CP 0.84% Due 6/13/2017	7,500,000.00	05/11/2017 0.85 %	7,494,225.00 7,497,900.00	99.97 0.85 %	7,497,900.00 0.00	1.56 % 0.00	P-1 / A-1 NR	0.04 0.04
06538BU76	Bank of Tokyo Mitsubishi NY Discount CP 1.18% Due 7/7/2017	6,455,000.00	03/06/2017 1.20 %	6,429,187.17 6,447,383.10	99.88 1.20 %	6,447,383.10 0.00	1.34 % 0.00	P-1 / A-1 NR	0.10 0.10
06538BUB7	Bank of Tokyo Mitsubishi NY Discount CP 1.05% Due 7/11/2017	3,000,000.00	05/11/2017 1.07 %	2,994,662.50 2,996,500.00	99.88 1.07 %	2,996,500.00 0.00	0.62 % 0.00	P-1 / A-1 NR	0.11 0.11
89233GUB0	Toyota Motor Credit Discount CP 1% Due 7/11/2017	3,000,000.00	05/11/2017 1.02 %	2,994,916.68 2,996,666.68	99.89 1.02 %	2,996,666.68 0.00	0.62 % 0.00	P-1 / A-1+ NR	0.11 0.11
21687AY31	Rabobank Nederland NV NY Discount CP 1.2% Due 11/3/2017	7,565,000.00	03/28/2017 1.22 %	7,510,027.67 7,525,914.17	99.48 1.22 %	7,525,914.17 0.00	1.56 % 0.00	P-1 / A-1 NR	0.43 0.42
Total Commercial Paper		29,020,000.00	1.07 %	28,921,991.94 28,964,080.62	1.07 %	28,964,080.62 0.00	6.01 % 0.00	Aaa / AA NR	0.17 0.17
LAIF									
90LAIF\$00	Local Agency Investment Fund State Pool	65,000,000.00	Various 0.94 %	65,000,000.00 65,000,000.00	1.00 0.94 %	65,000,000.00 98,716.32	13.51 % 0.00	NR / NR NR	0.00 0.00
Total LAIF		65,000,000.00	0.94 %	65,000,000.00 65,000,000.00	0.94 %	65,000,000.00 98,716.32	13.51 % 0.00	NR / NR NR	0.00 0.00
MONEY MARKET FUND FI									
94975P405	Wells Fargo Adv Govt #1751 Money Market Fund	40,837,264.95	Various 0.65 %	40,837,264.95 40,837,264.95	1.00 0.65 %	40,837,264.95 0.00	8.48 % 0.00	Aaa / AAA NR	0.00 0.00



Holdings Report

As of 5/31/17

CUSIP	Security Description	Par Value/Units	Purchase Date Book Yield	Cost Value Book Value	Mkt Price Mkt YTM	Market Value Accrued Int.	% of Port. Gain/Loss	Moody/S&P Fitch	Maturity Duration
MONEY MARKET FUND FI									
60934N104	Federated Investors Government Obligations Fund	17,222.90	05/11/2017 0.66 %	17,222.90 17,222.90	1.00 0.66 %	17,222.90 0.00	0.00 % 0.00	Aaa / AAA NR	0.00 0.00
60934N104	Federated Investors Government Obligations Fund	2,749,034.37	Various 0.66 %	2,749,034.37 2,749,034.37	1.00 0.66 %	2,749,034.37 0.00	0.57 % 0.00	Aaa / AAA NR	0.00 0.00
Total Money Market Fund FI		43,603,522.22	0.65 %	43,603,522.22	0.65 %	43,603,522.22 0.00	9.05 % 0.00	Aaa / AAA NR	0.00 0.00
NEGOTIABLE CD									
89113WU20	Toronto Dominion NY Yankee CD 1.03% Due 7/11/2017	10,000,000.00	05/11/2017 1.03 %	10,000,000.00 10,000,000.00	100.00 1.03 %	10,000,000.00 6,008.33	2.08 % 0.00	P-1 / A-1+ F-1+	0.11 0.11
Total Negotiable CD		10,000,000.00	1.03 %	10,000,000.00	1.03 %	10,000,000.00 6,008.33	2.08 % 0.00	Aaa / AAA AAA	0.11 0.11
US CORPORATE									
913017BU2	United Tech Corp Note 1.8% Due 6/1/2017	3,120,000.00	Various 1.07 %	3,163,696.80 3,120,000.00	100.00 1.80 %	3,120,000.00 28,080.00	0.65 % 0.00	A3 / A- NR	0.00 0.00
166764AA8	Chevron Corp Callable Note Cont 11/5/17 1.104% Due 12/5/2017	1,550,000.00	Various 1.34 %	1,535,040.10 1,548,177.29	99.90 1.34 %	1,548,395.76 8,365.87	0.32 % 218.47	Aa2 / AA- NR	0.52 0.43
02665WAQ4	American Honda Finance Note 1.55% Due 12/11/2017	1,665,000.00	12/08/2014 1.58 %	1,663,451.55 1,664,727.33	100.07 1.41 %	1,666,240.43 12,186.88	0.35 % 1,513.10	A1 / A+ NR	0.53 0.52
458140AL4	Intel Corp Note 1.35% Due 12/15/2017	2,500,000.00	Various 1.31 %	2,504,903.20 2,500,517.31	100.02 1.31 %	2,500,565.00 15,562.50	0.52 % 47.69	A1 / A+ A+	0.54 0.53
89236TCA1	Toyota Motor Credit Corp Note 1.45% Due 1/12/2018	2,955,000.00	Various 1.38 %	2,961,029.65 2,956,325.36	100.09 1.30 %	2,957,774.75 16,543.89	0.62 % 1,449.39	Aa3 / AA- A	0.62 0.61
40428HPH9	HSBC USA Inc Note 1.625% Due 1/16/2018	3,600,000.00	Various 1.74 %	3,586,182.00 3,597,403.91	100.02 1.59 %	3,600,864.00 21,937.51	0.75 % 3,460.09	A2 / A AA-	0.63 0.62
459200HZ7	IBM Corp Note 1.125% Due 2/6/2018	3,440,000.00	Various 1.26 %	3,427,318.00 3,436,937.88	99.86 1.34 %	3,435,104.88 12,362.50	0.72 % (1,833.00)	A1 / A+ A+	0.69 0.67
166764AV2	Chevron Corp Note 1.365% Due 3/2/2018	1,350,000.00	Various 1.40 %	1,348,780.00 1,349,692.47	100.02 1.33 %	1,350,299.70 4,555.69	0.28 % 607.23	Aa2 / AA- NR	0.75 0.74
808513AK1	Charles Schwab Corp Callable Note Cont 2/10/2018 1.5% Due 3/10/2018	3,635,000.00	Various 1.43 %	3,642,256.30 3,636,927.41	100.05 1.42 %	3,636,817.50 12,268.13	0.76 % (109.91)	A2 / A A	0.78 0.68
931142DF7	Wal-Mart Stores Note 1.125% Due 4/11/2018	1,045,000.00	04/04/2013 1.14 %	1,044,038.60 1,044,834.68	99.84 1.31 %	1,043,369.80 1,632.81	0.22 % (1,464.88)	Aa2 / AA AA	0.86 0.85
713448CR7	PepsiCo Inc Note 1.25% Due 4/30/2018	2,520,000.00	Various 1.28 %	2,517,637.60 2,519,245.84	99.99 1.27 %	2,519,634.60 2,712.51	0.52 % 388.76	A1 / A+ A	0.92 0.91
037833AJ9	Apple Inc Note 1% Due 5/3/2018	3,000,000.00	Various 1.28 %	2,968,660.25 2,992,599.02	99.70 1.33 %	2,990,877.01 2,333.34	0.62 % (1,722.01)	Aa1 / AA+ NR	0.92 0.91



Holdings Report

As of 5/31/17

CUSIP	Security Description	Par Value/Units	Purchase Date Book Yield	Cost Value Book Value	Mkt Price Mkt YTM	Market Value Accrued Int.	% of Port. Gain/Loss	Moody/S&P Fitch	Maturity Duration
US CORPORATE									
02665WAC5	American Honda Finance Note 2.125% Due 10/10/2018	1,950,000.00	Various 1.86 %	1,968,709.00 1,956,616.07	100.72 1.59 %	1,963,967.86 5,870.31	0.41 % 7,351.79	A1 / A+ NR	1.36 1.33
74005PBH6	Praxair Note 1.25% Due 11/7/2018	2,990,000.00	Various 1.65 %	2,946,487.30 2,973,462.03	99.59 1.54 %	2,977,812.76 2,491.66	0.62 % 4,350.73	A2 / A NR	1.44 1.41
91159HHE3	US Bancorp Callable Note Cont 10/15/2018 1.95% Due 11/15/2018	265,000.00	02/12/2014 1.90 %	265,561.80 265,165.57	100.55 1.54 %	266,459.09 229.67	0.06 % 1,293.52	A1 / A+ AA	1.46 1.35
24422ESF7	John Deere Capital Corp Note 1.95% Due 12/13/2018	565,000.00	12/10/2013 1.99 %	563,796.55 564,630.92	100.35 1.72 %	566,995.02 5,141.50	0.12 % 2,364.10	A2 / A A	1.54 1.49
36962G7G3	General Electric Capital Corp Note 2.3% Due 1/14/2019	3,510,000.00	Various 2.08 %	3,538,408.20 3,522,073.77	101.18 1.56 %	3,551,253.03 30,722.25	0.74 % 29,179.26	A1 / AA- AA-	1.62 1.57
17275RAR3	Cisco Systems Note 2.125% Due 3/1/2019	2,395,000.00	Various 2.04 %	2,404,780.75 2,398,447.12	100.97 1.56 %	2,418,298.56 12,723.43	0.50 % 19,851.44	A1 / AA- NR	1.75 1.71
91159HHH6	US Bancorp Callable Note Cont 3/25/2019 2.2% Due 4/25/2019	4,025,000.00	Various 1.94 %	4,056,601.75 4,043,287.63	101.05 1.61 %	4,067,081.38 8,855.00	0.85 % 23,793.75	A1 / A+ AA	1.90 1.78
084664CK5	Berkshire Hathaway Note 1.3% Due 8/15/2019	1,905,000.00	08/08/2016 1.33 %	1,903,152.15 1,903,641.53	99.41 1.57 %	1,893,808.13 7,291.92	0.39 % (9,833.40)	Aa2 / AA A+	2.21 2.16
06406HCW7	Bank of New York Callable Note Cont 8/11/2019 2.3% Due 9/11/2019	3,975,000.00	Various 2.21 %	3,987,451.45 3,982,245.29	100.97 1.84 %	4,013,597.25 20,316.66	0.84 % 31,351.96	A1 / A AA-	2.28 2.13
94974BGF1	Wells Fargo Corp Note 2.15% Due 1/30/2020	5,160,000.00	Various 2.21 %	5,145,475.40 5,152,330.85	100.36 2.01 %	5,178,741.12 37,288.15	1.08 % 26,410.27	A2 / A AA-	2.67 2.56
22160KAG0	Costco Wholesale Corp Note 1.75% Due 2/15/2020	1,565,000.00	02/05/2015 1.77 %	1,563,356.75 1,564,109.01	100.16 1.69 %	1,567,502.44 8,064.10	0.33 % 3,393.43	A1 / A+ A+	2.71 2.62
747525AD5	Qualcomm Inc Note 2.25% Due 5/20/2020	4,675,000.00	Various 2.40 %	4,642,450.55 4,655,794.60	100.93 1.93 %	4,718,285.84 3,214.07	0.98 % 62,491.24	A1 / A NR	2.97 2.86
594918BG8	Microsoft Callable Note Cont. 10/03/20 2% Due 11/3/2020	1,515,000.00	10/29/2015 2.02 %	1,513,788.00 1,514,170.11	100.76 1.76 %	1,526,442.80 2,356.67	0.32 % 12,272.69	Aaa / AAA AA+	3.43 3.22
00440EAT4	ACE INA Holdings Inc Callable Note Cont 10/3/2020 2.3% Due 11/3/2020	4,045,000.00	02/06/2017 2.16 %	4,064,051.95 4,062,449.98	100.74 2.07 %	4,075,017.95 7,236.06	0.85 % 12,567.97	A3 / A A	3.43 3.20
30231GAV4	Exxon Mobil Corp Callable Note Cont 2/1/2021 2.222% Due 3/1/2021	4,493,000.00	Various 1.96 %	4,546,957.34 4,535,282.54	101.03 1.94 %	4,539,192.54 24,958.62	0.95 % 3,910.00	Aaa / AA+ NR	3.75 3.57
857477AV5	State Street Bank Note 1.95% Due 5/19/2021	2,380,000.00	Various 1.96 %	2,378,982.90 2,379,204.98	99.11 2.18 %	2,358,913.20 1,547.00	0.49 % (20,291.78)	A1 / A AA-	3.97 3.79
594918BP8	Microsoft Callable Note Cont 7/8/21 1.55% Due 8/8/2021	2,980,000.00	Various 1.57 %	2,976,460.60 2,977,036.28	98.45 1.94 %	2,933,848.75 14,498.53	0.61 % (43,187.53)	Aaa / AAA AA+	4.19 4.01
69371RN44	Paccar Financial Corp Note 1.65% Due 8/11/2021	1,730,000.00	01/25/2017 2.57 %	1,661,976.40 1,666,993.86	97.68 2.23 %	1,689,864.00 8,722.08	0.35 % 22,870.14	A1 / A+ NR	4.20 4.00



Holdings Report

As of 5/31/17

CUSIP	Security Description	Par Value/Units	Purchase Date Book Yield	Cost Value Book Value	Mkt Price Mkt YTM	Market Value Accrued Int.	% of Port. Gain/Loss	Moody/S&P Fitch	Maturity Duration
US CORPORATE									
68389XBK0	Oracle Corp Callable Note Cont 8/01/21 1.9% Due 9/15/2021	4,100,000.00	11/29/2016 2.40 %	4,008,201.00 4,017,706.50	99.32 2.06 %	4,072,312.70 16,445.56	0.85 % 54,606.20	A1 / AA- A+	4.30 4.08
24422ETL3	John Deere Capital Corp Note 2.65% Due 1/6/2022	4,875,000.00	Various 2.58 %	4,891,216.25 4,890,594.53	102.02 2.19 %	4,973,319.00 52,033.85	1.04 % 82,724.47	A2 / A A	4.61 4.27
91159HHP8	US Bancorp Note 2.625% Due 1/24/2022	2,000,000.00	01/19/2017 2.66 %	1,996,560.00 1,996,801.14	101.41 2.30 %	2,028,240.00 18,520.83	0.42 % 31,438.86	A1 / A+ AA	4.65 4.32
Total US Corporate		91,478,000.00	1.86 %	91,387,420.14 91,389,432.81	1.73 %	91,750,896.85 427,069.55	19.13 % 361,464.04	A1 / A+ A+	2.24 2.13
US TREASURY									
912828ST8	US Treasury Note 1.25% Due 4/30/2019	5,350,000.00	Various 1.60 %	5,264,135.10 5,315,475.33	99.94 1.28 %	5,346,864.90 5,815.22	1.11 % 31,389.57	Aaa / AA+ AAA	1.92 1.89
912828R85	US Treasury Note 0.875% Due 6/15/2019	6,500,000.00	07/28/2016 0.82 %	6,510,178.03 6,507,205.00	99.17 1.29 %	6,445,920.00 26,250.00	1.34 % (61,285.00)	Aaa / AA+ AAA	2.04 2.01
912828TH3	US Treasury Note 0.875% Due 7/31/2019	6,700,000.00	03/01/2016 1.08 %	6,653,959.95 6,670,809.28	99.10 1.30 %	6,639,807.20 19,595.65	1.38 % (31,002.08)	Aaa / AA+ AAA	2.17 2.13
912828UB4	US Treasury Note 1% Due 11/30/2019	6,475,000.00	Various 1.56 %	6,308,028.52 6,388,316.43	99.15 1.35 %	6,420,111.43 176.90	1.33 % 31,795.00	Aaa / AA+ AAA	2.50 2.46
912828UQ1	US Treasury Note 1.25% Due 2/29/2020	5,925,000.00	Various 1.56 %	5,842,603.82 5,876,519.95	99.60 1.40 %	5,901,394.80 18,716.88	1.23 % 24,874.85	Aaa / AA+ AAA	2.75 2.68
912828J84	US Treasury Note 1.375% Due 3/31/2020	6,350,000.00	Various 1.32 %	6,362,538.84 6,358,981.13	99.91 1.41 %	6,344,043.70 14,790.65	1.32 % (14,937.43)	Aaa / AA+ AAA	2.84 2.76
912828VF4	US Treasury Note 1.375% Due 5/31/2020	3,000,000.00	Various 1.63 %	2,964,592.73 2,978,243.96	99.77 1.46 %	2,992,968.00 112.71	0.62 % 14,724.04	Aaa / AA+ AAA	3.00 2.93
912828L32	US Treasury Note 1.375% Due 8/31/2020	6,700,000.00	Various 1.36 %	6,703,956.03 6,702,862.45	99.59 1.50 %	6,672,516.60 23,281.59	1.39 % (30,345.85)	Aaa / AA+ AAA	3.25 3.16
912828L99	US Treasury Note 1.375% Due 10/31/2020	6,400,000.00	Various 1.66 %	6,311,724.57 6,339,525.55	99.44 1.54 %	6,364,249.60 7,652.17	1.32 % 24,724.05	Aaa / AA+ AAA	3.42 3.32
912828N89	US Treasury Note 1.375% Due 1/31/2021	5,100,000.00	Various 1.52 %	5,069,460.45 5,073,145.14	99.25 1.58 %	5,061,948.90 23,439.57	1.06 % (11,196.24)	Aaa / AA+ AAA	3.67 3.55
912828B90	US Treasury Note 2% Due 2/28/2021	6,000,000.00	04/26/2016 1.40 %	6,168,535.74 6,130,479.28	101.52 1.58 %	6,090,936.00 30,326.09	1.27 % (39,543.28)	Aaa / AA+ AAA	3.75 3.59
912828Q37	US Treasury Note 1.25% Due 3/31/2021	6,500,000.00	12/13/2016 1.81 %	6,349,455.39 6,365,681.18	98.67 1.61 %	6,413,420.00 13,763.66	1.33 % 47,738.82	Aaa / AA+ AAA	3.84 3.72
912828T34	US Treasury Note 1.125% Due 9/30/2021	6,550,000.00	11/09/2016 1.48 %	6,439,234.85 6,451,831.67	97.65 1.69 %	6,395,970.20 12,482.58	1.33 % (55,861.47)	Aaa / AA+ AAA	4.34 4.20



Holdings Report

As of 5/31/17

CUSIP	Security Description	Par Value/Units	Purchase Date Book Yield	Cost Value Book Value	Mkt Price Mkt YTM	Market Value Accrued Int.	% of Port. Gain/Loss	Moody/S&P Fitch	Maturity Duration
US TREASURY									
912828J43	US Treasury Note 1.75% Due 2/28/2022	6,900,000.00	03/13/2017 2.14 %	6,775,230.15 6,780,604.00	100.00 1.75 %	6,899,730.90 30,515.63	1.44 % 119,126.90	Aaa / AA+ AAA	4.75 4.52
Total US Treasury		84,450,000.00	1.49 %	83,723,634.17 83,939,680.35	1.48 %	83,989,882.23 226,919.30	17.48 % 50,201.88	Aaa / AA+ AAA	3.18 3.08
TOTAL PORTFOLIO		481,051,082.63	1.37 %	479,763,028.22 480,134,725.13	1.35 %	480,516,125.55 1,265,588.24	100.00 % 381,400.42	Aa1 / AA+ AAA	1.90 1.74
TOTAL MARKET VALUE PLUS ACCRUED						481,781,713.79			



Transaction Ledger

4/30/17 Thru 5/31/17

Transaction Type	Settlement Date	CUSIP	Quantity	Security Description	Price	Acq/Disp Yield	Amount	Interest Pur/Sold	Total Amount	Gain/Loss
ACQUISITIONS										
Purchase	05/01/2017	60934N104	15,125.00	Federated Investors Government Obligations Fund	1.000	0.64 %	15,125.00	0.00	15,125.00	0.00
Purchase	05/01/2017	60934N104	2,604.16	Federated Investors Government Obligations Fund	1.000	0.64 %	2,604.16	0.00	2,604.16	0.00
Purchase	05/03/2017	60934N104	76,667.50	Federated Investors Government Obligations Fund	1.000	0.64 %	76,667.50	0.00	76,667.50	0.00
Purchase	05/06/2017	60934N104	36,875.00	Federated Investors Government Obligations Fund	1.000	0.64 %	36,875.00	0.00	36,875.00	0.00
Purchase	05/07/2017	60934N104	18,687.50	Federated Investors Government Obligations Fund	1.000	0.64 %	18,687.50	0.00	18,687.50	0.00
Purchase	05/11/2017	06538BUB7	3,000,000.00	Bank of Tokyo Mitsubishi NY Discount CP 1.05% Due 7/11/2017	99.822	1.07 %	2,994,662.50	0.00	2,994,662.50	0.00
Purchase	05/11/2017	69372AT93	1,500,000.00	Paccar Financial Discount CP 0.85% Due 6/9/2017	99.932	0.86 %	1,498,972.92	0.00	1,498,972.92	0.00
Purchase	05/11/2017	69372ATD4	7,500,000.00	Paccar Financial Discount CP 0.84% Due 6/13/2017	99.923	0.85 %	7,494,225.00	0.00	7,494,225.00	0.00
Purchase	05/11/2017	89113WU20	10,000,000.00	Toronto Dominion NY Yankee CD 1.03% Due 7/11/2017	100.000	1.03 %	10,000,000.00	0.00	10,000,000.00	0.00
Purchase	05/11/2017	89233GUB0	3,000,000.00	Toyota Motor Credit Discount CP 1% Due 7/11/2017	99.831	1.02 %	2,994,916.68	0.00	2,994,916.68	0.00
Purchase	05/15/2017	60934N104	685,000.00	Federated Investors Government Obligations Fund	1.000	0.64 %	685,000.00	0.00	685,000.00	0.00
Purchase	05/15/2017	60934N104	6,351.25	Federated Investors Government Obligations Fund	1.000	0.64 %	6,351.25	0.00	6,351.25	0.00
Purchase	05/15/2017	60934N104	3,657.00	Federated Investors Government Obligations Fund	1.000	0.64 %	3,657.00	0.00	3,657.00	0.00
Purchase	05/15/2017	60934N104	68,197.35	Federated Investors Government Obligations Fund	1.000	0.64 %	68,197.35	0.00	68,197.35	0.00
Purchase	05/15/2017	60934N104	2,050.25	Federated Investors Government Obligations Fund	1.000	0.64 %	2,050.25	0.00	2,050.25	0.00
Purchase	05/15/2017	60934N104	223,675.10	Federated Investors Government Obligations Fund	1.000	0.64 %	223,675.10	0.00	223,675.10	0.00
Purchase	05/15/2017	60934N104	81,601.43	Federated Investors Government Obligations Fund	1.000	0.64 %	81,601.43	0.00	81,601.43	0.00
Purchase	05/15/2017	60934N104	1,793.75	Federated Investors Government Obligations Fund	1.000	0.64 %	1,793.75	0.00	1,793.75	0.00
Purchase	05/15/2017	60934N104	2,776.67	Federated Investors Government Obligations Fund	1.000	0.64 %	2,776.67	0.00	2,776.67	0.00
Purchase	05/15/2017	60934N104	380,026.49	Federated Investors Government Obligations Fund	1.000	0.64 %	380,026.49	0.00	380,026.49	0.00



Transaction Ledger

4/30/17 Thru 5/31/17

Transaction Type	Settlement Date	CUSIP	Quantity	Security Description	Price	Acq/Disp Yield	Amount	Interest Pur/Sold	Total Amount	Gain/Loss
ACQUISITIONS										
Purchase	05/15/2017	60934N104	1,825.25	Federated Investors Government Obligations Fund	1.000	0.64 %	1,825.25	0.00	1,825.25	0.00
Purchase	05/15/2017	60934N104	168,842.38	Federated Investors Government Obligations Fund	1.000	0.64 %	168,842.38	0.00	168,842.38	0.00
Purchase	05/15/2017	60934N104	2,362.92	Federated Investors Government Obligations Fund	1.000	0.64 %	2,362.92	0.00	2,362.92	0.00
Purchase	05/15/2017	60934N104	141,534.71	Federated Investors Government Obligations Fund	1.000	0.64 %	141,534.71	0.00	141,534.71	0.00
Purchase	05/15/2017	60934N104	2,526.42	Federated Investors Government Obligations Fund	1.000	0.64 %	2,526.42	0.00	2,526.42	0.00
Purchase	05/17/2017	60934N104	54,144.64	Federated Investors Government Obligations Fund	1.000	0.64 %	54,144.64	0.00	54,144.64	0.00
Purchase	05/17/2017	60934N104	3,588.00	Federated Investors Government Obligations Fund	1.000	0.64 %	3,588.00	0.00	3,588.00	0.00
Purchase	05/19/2017	60934N104	23,205.00	Federated Investors Government Obligations Fund	1.000	0.64 %	23,205.00	0.00	23,205.00	0.00
Purchase	05/20/2017	60934N104	52,593.75	Federated Investors Government Obligations Fund	1.000	0.64 %	52,593.75	0.00	52,593.75	0.00
Purchase	05/22/2017	60934N104	194,107.88	Federated Investors Government Obligations Fund	1.000	0.64 %	194,107.88	0.00	194,107.88	0.00
Purchase	05/22/2017	60934N104	2,437.67	Federated Investors Government Obligations Fund	1.000	0.64 %	2,437.67	0.00	2,437.67	0.00
Purchase	05/30/2017	60934N104	94,156.25	Federated Investors Government Obligations Fund	1.000	0.66 %	94,156.25	0.00	94,156.25	0.00
Purchase	05/31/2017	60934N104	53,000.00	Federated Investors Government Obligations Fund	1.000	0.66 %	53,000.00	0.00	53,000.00	0.00
	Subtotal		27,399,413.32				27,382,190.42	0.00	27,382,190.42	0.00
Security Contribution	05/10/2017	60934N104	25,000,000.00	Federated Investors Government Obligations Fund	1.000		25,000,000.00	0.00	25,000,000.00	0.00
Security Contribution	05/11/2017	60934N104	25,000,000.00	Federated Investors Government Obligations Fund	1.000		25,000,000.00	0.00	25,000,000.00	0.00
	Subtotal		50,000,000.00				50,000,000.00	0.00	50,000,000.00	0.00
TOTAL ACQUISITIONS			77,399,413.32				77,382,190.42	0.00	77,382,190.42	0.00



Transaction Ledger

4/30/17 Thru 5/31/17

Transaction Type	Settlement Date	CUSIP	Quantity	Security Description	Price	Acq/Disp Yield	Amount	Interest Pur/Sold	Total Amount	Gain/Loss
DISPOSITIONS										
Sale	05/11/2017	60934N104	24,982,777.10	Federated Investors Government Obligations Fund	1.000	0.64 %	24,982,777.10	0.00	24,982,777.10	0.00
		Subtotal	24,982,777.10				24,982,777.10	0.00	24,982,777.10	0.00
Paydown	05/15/2017	161571HH0	0.00	Chase CHAIT Pool #2016-A7 1.06% Due 9/16/2019	100.000		0.00	3,657.00	3,657.00	0.00
Paydown	05/15/2017	43814HAC2	67,991.52	Honda Auto Receivables 2014-3 A3 0.88% Due 6/15/2018	100.000		67,991.52	205.83	68,197.35	0.00
Paydown	05/15/2017	43814QAC2	0.00	Honda Auto Receivables 2016-2 A3 1.39% Due 4/15/2020	100.000		0.00	2,050.25	2,050.25	0.00
Paydown	05/15/2017	477877AD6	222,839.80	John Deere Owner Trust 2014-B A3 1.07% Due 11/15/2018	100.000		222,839.80	835.30	223,675.10	0.00
Paydown	05/15/2017	47787VAC5	81,477.47	John Deere Owner Trust 2014-A A3 0.92% Due 4/16/2018	100.000		81,477.47	123.96	81,601.43	0.00
Paydown	05/15/2017	47787XAB3	0.00	John Deere Owner Trust 2017-A A2 1.5% Due 10/15/2019	100.000		0.00	1,793.75	1,793.75	0.00
Paydown	05/15/2017	47788MAC4	0.00	John Deere Owner Trust 2016-A A3 1.36% Due 4/15/2020	100.000		0.00	2,776.67	2,776.67	0.00
Paydown	05/15/2017	47788NAB4	377,378.70	John Deere Owner Trust 2016-B A2 1.09% Due 2/15/2019	100.000		377,378.70	2,647.79	380,026.49	0.00
Paydown	05/15/2017	654747AB0	0.00	Nissan Auto Receivables 2017-A A2A 1.47% Due 1/15/2020	100.000		0.00	1,825.25	1,825.25	0.00
Paydown	05/15/2017	65478WAB1	167,083.29	Nissan Auto Receivables Owner 2016-C A2A 1.07% Due 5/15/2019	100.000		167,083.29	1,759.09	168,842.38	0.00
Paydown	05/15/2017	89231LAB3	0.00	Toyota Auto Receivables Owner 2016-D 1.06% Due 5/15/2019	100.000		0.00	2,362.92	2,362.92	0.00
Paydown	05/15/2017	89236WAC2	140,233.74	Toyota Auto Receivables Owner 2015-A 1.12% Due 2/15/2019	100.000		140,233.74	1,300.97	141,534.71	0.00
Paydown	05/15/2017	89238MAB4	0.00	Toyota Auto Receivables Owner 2017-A 1.42% Due 9/16/2019	100.000		0.00	2,526.42	2,526.42	0.00
Paydown	05/18/2017	43814GAC4	54,061.84	Honda Auto Receivables 2014-2 A3 0.77% Due 3/19/2018	100.000		54,061.84	82.80	54,144.64	0.00
Paydown	05/18/2017	43814RAB2	0.00	Honda Auto Receivables 2016-4 A2 1.04% Due 4/18/2019	100.000		0.00	3,588.00	3,588.00	0.00
Paydown	05/22/2017	43813NAC0	192,436.81	Honda Auto Receivables 2015-2 A3 1.04% Due 2/21/2019	100.000		192,436.81	1,671.07	194,107.88	0.00



Transaction Ledger

4/30/17 Thru 5/31/17

Transaction Type	Settlement Date	CUSIP	Quantity	Security Description	Price	Acq/Disp Yield	Amount	Interest Pur/Sold	Total Amount	Gain/Loss
DISPOSITIONS										
Paydown	05/22/2017	43814TAB8	0.00	Honda Auto Receivables 2017-1 A2 1.42% Due 7/22/2019	100.000		0.00	2,437.67	2,437.67	0.00
	Subtotal		1,303,503.17				1,303,503.17	31,644.74	1,335,147.91	0.00
Maturity	05/15/2017	717081DJ9	685,000.00	Pfizer Inc. Note 1.1% Due 5/15/2017	100.000		685,000.00	0.00	685,000.00	0.00
	Subtotal		685,000.00				685,000.00	0.00	685,000.00	0.00
Security Withdrawal	05/05/2017	60934N104	15,389.41	Federated Investors Government Obligations Fund	1.000		15,389.41	0.00	15,389.41	0.00
Security Withdrawal	05/11/2017	60934N104	25,000,000.00	Federated Investors Government Obligations Fund	1.000		25,000,000.00	0.00	25,000,000.00	0.00
Security Withdrawal	05/15/2017	60934N104	291.67	Federated Investors Government Obligations Fund	1.000		291.67	0.00	291.67	0.00
Security Withdrawal	05/31/2017	94975P405	16,660,916.72	Wells Fargo Adv Govt #1751 Money Market Fund	1.000		16,660,916.72	0.00	16,660,916.72	0.00
	Subtotal		41,676,597.80				41,676,597.80	0.00	41,676,597.80	0.00
TOTAL DISPOSITIONS			68,647,878.07				68,647,878.07	31,644.74	68,679,522.81	0.00

OTHER TRANSACTIONS										
Interest	05/01/2017	3137EADR7	2,200,000.00	FHLMC Note 1.375% Due 5/1/2020	0.000		15,125.00	0.00	15,125.00	0.00
Interest	05/03/2017	00440EAT4	4,045,000.00	ACE INA Holdings Inc Callable Note Cont 10/3/2020 2.3% Due 11/3/2020	0.000		46,517.50	0.00	46,517.50	0.00
Interest	05/03/2017	037833AJ9	3,000,000.00	Apple Inc Note 1% Due 5/3/2018	0.000		15,000.00	0.00	15,000.00	0.00
Interest	05/03/2017	594918BG8	1,515,000.00	Microsoft Callable Note Cont. 10/03/20 2% Due 11/3/2020	0.000		15,150.00	0.00	15,150.00	0.00
Interest	05/06/2017	3135G0K69	5,900,000.00	FNMA Note 1.25% Due 5/6/2021	0.000		36,875.00	0.00	36,875.00	0.00
Interest	05/07/2017	74005PBH6	2,990,000.00	Praxair Note 1.25% Due 11/7/2018	0.000		18,687.50	0.00	18,687.50	0.00
Interest	05/15/2017	717081DJ9	685,000.00	Pfizer Inc. Note 1.1% Due 5/15/2017	0.000		3,767.50	0.00	3,767.50	0.00



Transaction Ledger

4/30/17 Thru 5/31/17

Transaction Type	Settlement Date	CUSIP	Quantity	Security Description	Price	Acq/Disp Yield	Amount	Interest Pur/Sold	Total Amount	Gain/Loss
OTHER TRANSACTIONS										
Interest	05/15/2017	91159HHE3	265,000.00	US Bancorp Callable Note Cont 10/15/2018 1.95% Due 11/15/2018	0.000		2,583.75	0.00	2,583.75	0.00
Interest	05/19/2017	857477AV5	2,380,000.00	State Street Bank Note 1.95% Due 5/19/2021	0.000		23,205.00	0.00	23,205.00	0.00
Interest	05/20/2017	747525AD5	4,675,000.00	Qualcomm Inc Note 2.25% Due 5/20/2020	0.000		52,593.75	0.00	52,593.75	0.00
Interest	05/30/2017	3135G0F73	6,400,000.00	FNMA Note 1.5% Due 11/30/2020	0.000		48,000.00	0.00	48,000.00	0.00
Interest	05/30/2017	3137EADG1	5,275,000.00	FHLMC Note 1.75% Due 5/30/2019	0.000		46,156.25	0.00	46,156.25	0.00
Interest	05/31/2017	912828UB4	6,475,000.00	US Treasury Note 1% Due 11/30/2019	0.000		32,375.00	0.00	32,375.00	0.00
Interest	05/31/2017	912828VF4	3,000,000.00	US Treasury Note 1.375% Due 5/31/2020	0.000		20,625.00	0.00	20,625.00	0.00
	Subtotal		48,805,000.00				376,661.25	0.00	376,661.25	0.00
Dividend	05/01/2017	60934N104	380,427.13	Federated Investors Government Obligations Fund	0.000		2,604.16	0.00	2,604.16	0.00
	Subtotal		380,427.13				2,604.16	0.00	2,604.16	0.00
TOTAL OTHER TRANSACTIONS			49,185,427.13				379,265.41	0.00	379,265.41	0.00



Income Earned

4/30/17 Thru 5/31/17

CUSIP	Security Description	Trade Date Settle Date Units	Book Value: Begin Book Value: Acq Book Value: Disp Book Value: End	Prior Accrued Inc. Received Ending Accrued Total Interest	Accr. Of Discount Amort. Of Premium Net Accret/Amort Income Earned	Unreal G/L Total Income
Fixed Income						
00440EAT4	ACE INA Holdings Inc Callable Note Cont 10/3/2020 2.3% Due 11/03/2020	02/06/2017 02/09/2017	4,062,893.39 0.00 0.00 4,045,000.00	46,000.64 46,517.50 7,236.06 7,752.92	0.00 443.41 (443.41)	0.00 7,309.51
02665WAC5	American Honda Finance Note 2.125% Due 10/10/2018	Various Various	1,957,029.59 0.00 0.00 1,950,000.00	2,417.19 0.00 5,870.31 3,453.12	0.00 413.52 (413.52)	0.00 3,039.60
02665WAQ4	American Honda Finance Note 1.55% Due 12/11/2017	12/08/2014 12/11/2014	1,664,683.53 0.00 0.00 1,665,000.00	10,036.25 0.00 12,186.88 2,150.63	43.80 0.00 43.80	0.00 2,194.43
037833AJ9	Apple Inc Note 1% Due 05/03/2018	Various Various	2,991,916.20 0.00 0.00 3,000,000.00	14,833.33 15,000.00 2,333.34 2,500.01	682.82 0.00 682.82	0.00 3,182.83
06406HCW7	Bank of New York Callable Note Cont 8/11/2019 2.3% Due 09/11/2019	Various Various	3,982,525.89 0.00 0.00 3,975,000.00	12,697.91 0.00 20,316.66 7,618.75	5.42 286.02 (280.60)	0.00 7,338.15
084664CK5	Berkshire Hathaway Note 1.3% Due 08/15/2019	08/08/2016 08/15/2016	1,903,589.22 0.00 0.00 1,905,000.00	5,228.17 0.00 7,291.92 2,063.75	52.31 0.00 52.31	0.00 2,116.06
161571HH0	Chase CHAIT Pool #2016-A7 1.06% Due 09/16/2019	09/06/2016 09/13/2016	4,139,866.78 0.00 0.00 4,140,000.00	1,950.40 3,657.00 1,950.40 3,657.00	30.15 0.00 30.15	0.00 3,687.15
166764AA8	Chevron Corp Callable Note Cont 11/5/17 1.104% Due 12/05/2017	Various Various	1,547,875.13 0.00 0.00 1,550,000.00	6,939.87 0.00 8,365.87 1,426.00	323.19 21.03 302.16	0.00 1,728.16
166764AV2	Chevron Corp Note 1.365% Due 03/02/2018	Various Various	1,349,657.68 0.00 0.00 1,350,000.00	3,020.06 0.00 4,555.69 1,535.63	34.79 0.00 34.79	0.00 1,570.42
17275RAR3	Cisco Systems Note 2.125% Due 03/01/2019	Various Various	2,398,614.63 0.00 0.00 2,395,000.00	8,482.30 0.00 12,723.43 4,241.13	7.50 175.01 (167.51)	0.00 4,073.62



Income Earned

4/30/17 Thru 5/31/17

CUSIP	Security Description	Trade Date Settle Date Units	Book Value: Begin Book Value: Acq Book Value: Disp Book Value: End	Prior Accrued Inc. Received Ending Accrued Total Interest	Accr. Of Discount Amort. Of Premium Net Accret/Amort Income Earned	Unreal G/L Total Income
22160KAG0	Costco Wholesale Corp Note 1.75% Due 02/15/2020	02/05/2015 02/17/2015 1,565,000.00	1,564,081.08 0.00 0.00 1,564,109.01	5,781.81 0.00 8,064.10 2,282.29	27.93 0.00 27.93 2,310.22	0.00 2,310.22
24422ESF7	John Deere Capital Corp Note 1.95% Due 12/13/2018	12/10/2013 12/13/2013 565,000.00	564,610.49 0.00 0.00 564,630.92	4,223.38 0.00 5,141.50 918.12	20.43 0.00 20.43 938.55	0.00 938.55
24422ETL3	John Deere Capital Corp Note 2.65% Due 01/06/2022	Various Various 4,875,000.00	4,890,882.28 0.00 0.00 4,890,594.53	41,268.23 0.00 52,033.85 10,765.62	0.00 287.75 (287.75) 10,477.87	0.00 10,477.87
30231GAV4	Exxon Mobil Corp Callable Note Cont 2/1/2021 2.222% Due 03/01/2021	Various Various 4,493,000.00	4,536,240.00 0.00 0.00 4,535,282.54	16,639.08 0.00 24,958.62 8,319.54	0.00 957.46 (957.46) 7,362.08	0.00 7,362.08
3130A4GJ5	FHLB Note 1.125% Due 04/25/2018	Various Various 3,335,000.00	3,335,346.59 0.00 0.00 3,335,316.66	625.31 0.00 3,751.87 3,126.56	27.70 57.63 (29.93) 3,096.63	0.00 3,096.63
3130A7CV5	FHLB Note 1.375% Due 02/18/2021	Various Various 6,450,000.00	6,431,833.22 0.00 0.00 6,432,238.66	17,983.85 0.00 25,374.48 7,390.63	405.44 0.00 405.44 7,796.07	0.00 7,796.07
3130A8QS5	FHLB Note 1.125% Due 07/14/2021	10/04/2016 10/06/2016 2,800,000.00	2,777,202.34 0.00 0.00 2,777,662.75	9,362.50 0.00 11,987.50 2,625.00	460.41 0.00 460.41 3,085.41	0.00 3,085.41
313376BR5	FHLB Note 1.75% Due 12/14/2018	01/29/2014 01/30/2014 2,500,000.00	2,505,108.04 0.00 0.00 2,504,840.56	16,649.31 0.00 20,295.14 3,645.83	0.00 267.48 (267.48) 3,378.35	0.00 3,378.35
313378A43	FHLB Note 1.375% Due 03/09/2018	Various Various 5,285,000.00	5,288,170.27 0.00 0.00 5,287,855.28	10,496.60 0.00 16,552.33 6,055.73	394.87 709.86 (314.99) 5,740.74	0.00 5,740.74
3133EAY28	FFCB Note 0.83% Due 09/21/2017	Various Various 3,115,000.00	3,115,468.31 0.00 0.00 3,115,366.79	2,872.72 0.00 5,027.26 2,154.54	0.00 101.52 (101.52) 2,053.02	0.00 2,053.02
3135G0D75	FNMA Note 1.5% Due 06/22/2020	Various Various 6,400,000.00	6,354,085.03 0.00 0.00 6,355,324.90	34,400.00 0.00 42,400.00 8,000.00	1,324.53 84.66 1,239.87 9,239.87	0.00 9,239.87



Income Earned

4/30/17 Thru 5/31/17

CUSIP	Security Description	Trade Date Settle Date Units	Book Value: Begin Book Value: Acq Book Value: Disp Book Value: End	Prior Accrued Inc. Received Ending Accrued Total Interest	Accr. Of Discount Amort. Of Premium Net Accret/Amort Income Earned	Unreal G/L Total Income
3135G0F73	FNMA Note 1.5% Due 11/30/2020	Various Various 6,400,000.00	6,319,525.44 0.00 0.00 6,321,431.25	40,266.67 48,000.00 266.67 8,000.00	1,942.21 36.40 1,905.81 9,905.81	0.00 9,905.81
3135G0J20	FNMA Note 1.375% Due 02/26/2021	02/26/2016 02/29/2016 6,400,000.00	6,390,980.77 0.00 0.00 6,391,180.91	15,888.89 0.00 23,222.22 7,333.33	200.14 0.00 200.14 7,533.47	0.00 7,533.47
3135G0K69	FNMA Note 1.25% Due 05/06/2021	06/29/2016 06/30/2016 5,900,000.00	5,916,605.29 0.00 0.00 5,916,254.15	35,850.69 36,875.00 5,121.53 6,145.84	0.00 351.14 (351.14) 5,794.70	0.00 5,794.70
3135G0N82	FNMA Note 1.25% Due 08/17/2021	10/04/2016 10/06/2016 6,500,000.00	6,468,950.85 0.00 0.00 6,469,564.31	16,701.39 0.00 23,472.22 6,770.83	613.46 0.00 613.46 7,384.29	0.00 7,384.29
3135G0Q89	FNMA Note 1.375% Due 10/07/2021	10/27/2016 10/28/2016 1,150,000.00	1,143,714.31 0.00 0.00 1,143,834.59	1,054.17 0.00 2,371.88 1,317.71	120.28 0.00 120.28 1,437.99	0.00 1,437.99
3135G0S38	FNMA Note 2% Due 01/05/2022	01/11/2017 01/12/2017 6,400,000.00	6,395,337.22 0.00 0.00 6,395,421.75	39,822.22 0.00 50,488.89 10,666.67	84.53 0.00 84.53 10,751.20	0.00 10,751.20
3135G0ZA4	FNMA Note 1.875% Due 02/19/2019	Various Various 3,700,000.00	3,710,428.69 0.00 0.00 3,709,938.11	13,875.00 0.00 19,656.25 5,781.25	0.00 490.58 (490.58) 5,290.67	0.00 5,290.67
3135G0ZE6	FNMA Note 1.75% Due 06/20/2019	Various Various 5,300,000.00	5,320,694.37 0.00 0.00 5,319,871.90	33,750.70 0.00 41,479.86 7,729.16	0.00 822.47 (822.47) 6,906.69	0.00 6,906.69
3135G0ZG1	FNMA Note 1.75% Due 09/12/2019	Various Various 5,300,000.00	5,309,846.83 0.00 0.00 5,309,493.53	12,624.31 0.00 20,353.48 7,729.17	0.00 353.30 (353.30) 7,375.87	0.00 7,375.87
3137EADB2	FHLMC Note 2.375% Due 01/13/2022	01/27/2017 01/30/2017 6,400,000.00	6,497,048.29 0.00 0.00 6,495,297.13	45,600.00 0.00 58,266.67 12,666.67	0.00 1,751.16 (1,751.16) 10,915.51	0.00 10,915.51
3137EADG1	FHLMC Note 1.75% Due 05/30/2019	Various Various 5,275,000.00	5,288,983.49 0.00 0.00 5,288,412.36	38,719.97 46,156.25 256.43 7,692.71	17.53 588.66 (571.13) 7,121.58	0.00 7,121.58



CUSIP	Security Description	Trade Date Settle Date Units	Book Value: Begin Book Value: Acq Book Value: Disp Book Value: End	Prior Accrued Inc. Received Ending Accrued Total Interest	Accr. Of Discount Amort. Of Premium Net Accret/Amort Income Earned	Unreal G/L Total Income
3137EADK2	FHLMC Note 1.25% Due 08/01/2019	Various Various 5,400,000.00	5,343,837.52 0.00 0.00 5,345,955.57	16,875.00 0.00 22,500.00 5,625.00	2,118.05 0.00 2,118.05 7,743.05	0.00 7,743.05
3137EADM8	FHLMC Note 1.25% Due 10/02/2019	Various Various 5,350,000.00	5,292,589.03 0.00 0.00 5,294,602.30	5,387.15 0.00 10,960.07 5,572.92	2,013.27 0.00 2,013.27 7,586.19	0.00 7,586.19
3137EADN6	FHLMC Note 0.75% Due 01/12/2018	07/28/2015 07/29/2015 900,000.00	898,813.88 0.00 0.00 898,957.51	2,043.75 0.00 2,606.25 562.50	143.63 0.00 143.63 706.13	0.00 706.13
3137EADR7	FHLMC Note 1.375% Due 05/01/2020	08/26/2015 08/27/2015 2,200,000.00	2,188,475.90 0.00 0.00 2,188,801.86	15,125.00 15,125.00 2,520.83 2,520.83	325.96 0.00 325.96 2,846.79	0.00 2,846.79
3137EAEC9	FHLMC Note 1.125% Due 08/12/2021	Various Various 6,555,000.00	6,504,058.63 0.00 0.00 6,505,068.34	16,182.66 0.00 22,327.97 6,145.31	1,009.71 0.00 1,009.71 7,155.02	0.00 7,155.02
3137EAEE5	FHLMC Note 1.5% Due 01/17/2020	03/23/2017 03/24/2017 7,500,000.00	7,480,208.89 0.00 0.00 7,480,827.99	32,500.00 0.00 41,875.00 9,375.00	619.10 0.00 619.10 9,994.10	0.00 9,994.10
3137EAEF2	FHLMC Note 1.375% Due 04/20/2020	04/25/2017 04/26/2017 6,500,000.00	6,462,990.55 0.00 0.00 6,464,047.96	2,730.90 0.00 10,178.82 7,447.92	1,057.41 0.00 1,057.41 8,505.33	0.00 8,505.33
36962G7G3	General Electric Capital Corp Note 2.3% Due 01/14/2019	Various Various 3,510,000.00	3,522,706.01 0.00 0.00 3,522,073.77	23,994.75 0.00 30,722.25 6,727.50	33.67 665.91 (632.24) 6,095.26	0.00 6,095.26
40428HPH9	HSBC USA Inc Note 1.625% Due 01/16/2018	Various Various 3,600,000.00	3,597,052.47 0.00 0.00 3,597,403.91	17,062.51 0.00 21,937.51 4,875.00	351.44 0.00 351.44 5,226.44	0.00 5,226.44
43813NAC0	Honda Auto Receivables 2015-2 A3 1.04% Due 02/21/2019	Various Various 1,735,717.14	1,927,025.86 0.00 192,436.81 1,734,749.27	557.03 1,671.07 501.43 1,615.47	160.22 0.00 160.22 1,775.69	0.00 1,775.69
43814GAC4	Honda Auto Receivables 2014-2 A3 0.77% Due 03/19/2018	05/13/2014 05/21/2014 74,980.96	129,042.56 0.00 54,061.84 74,980.96	35.88 82.80 20.85 67.77	0.24 0.00 0.24 68.01	0.00 68.01



Income Earned

4/30/17 Thru 5/31/17

CUSIP	Security Description	Trade Date Settle Date Units	Book Value: Begin Book Value: Acq Book Value: Disp Book Value: End	Prior Accrued Inc. Received Ending Accrued Total Interest	Accr. Of Discount Amort. Of Premium Net Accret/Amort Income Earned	Unreal G/L Total Income
43814HAC2	Honda Auto Receivables 2014-3 A3 0.88% Due 06/15/2018	08/12/2014 08/20/2014 212,690.45	280,678.14 0.00 67,991.52 212,688.75	109.78 205.83 83.19 179.24	2.13 0.00 2.13 181.37	0.00 181.37
43814QAC2	Honda Auto Receivables 2016-2 A3 1.39% Due 04/15/2020	05/24/2016 05/31/2016 1,770,000.00	1,769,973.79 0.00 0.00 1,769,974.54	1,093.47 2,050.25 1,093.47 2,050.25	0.75 0.00 0.75 2,051.00	0.00 2,051.00
43814RAB2	Honda Auto Receivables 2016-4 A2 1.04% Due 04/18/2019	10/18/2016 10/25/2016 4,140,000.00	4,139,908.49 0.00 0.00 4,139,912.44	1,554.80 3,588.00 1,554.80 3,588.00	3.95 0.00 3.95 3,591.95	0.00 3,591.95
43814TAB8	Honda Auto Receivables 2017-1 A2 1.42% Due 07/22/2019	03/21/2017 03/28/2017 2,060,000.00	2,059,952.75 0.00 0.00 2,059,954.55	812.56 2,437.67 812.56 2,437.67	1.80 0.00 1.80 2,439.47	0.00 2,439.47
458140AL4	Intel Corp Note 1.35% Due 12/15/2017	Various Various 2,500,000.00	2,500,598.71 0.00 0.00 2,500,517.31	12,750.00 0.00 15,562.50 2,812.50	6.04 87.44 (81.40) 2,731.10	0.00 2,731.10
459200HZ7	IBM Corp Note 1.125% Due 02/06/2018	Various Various 3,440,000.00	3,436,558.18 0.00 0.00 3,436,937.88	9,137.50 0.00 12,362.50 3,225.00	379.70 0.00 379.70 3,604.70	0.00 3,604.70
477877AD6	John Deere Owner Trust 2014-B A3 1.07% Due 11/15/2018	Various Various 713,942.46	936,776.85 0.00 222,839.80 713,938.98	445.48 835.30 339.52 729.34	22.69 20.76 1.93 731.27	0.00 731.27
47787VAC5	John Deere Owner Trust 2014-A A3 0.92% Due 04/16/2018	Various Various 80,215.39	161,692.86 0.00 81,477.47 80,215.39	66.12 123.96 32.79 90.63	0.00 0.00 0.00 90.63	0.00 90.63
47787XAB3	John Deere Owner Trust 2017-A A2 1.5% Due 10/15/2019	02/22/2017 03/02/2017 1,435,000.00	1,434,994.62 0.00 0.00 1,434,994.81	956.67 1,793.75 956.67 1,793.75	0.19 0.00 0.19 1,793.94	0.00 1,793.94
47788MAC4	John Deere Owner Trust 2016-A A3 1.36% Due 04/15/2020	02/23/2016 03/02/2016 2,450,000.00	2,449,723.27 0.00 0.00 2,449,731.21	1,480.89 2,776.67 1,480.89 2,776.67	7.94 0.00 7.94 2,784.61	0.00 2,784.61
47788NAB4	John Deere Owner Trust 2016-B A2 1.09% Due 02/15/2019	07/19/2016 07/27/2016 2,537,621.30	2,914,875.17 0.00 377,378.70 2,537,517.77	1,412.16 2,647.79 1,229.34 2,464.97	21.30 0.00 21.30 2,486.27	0.00 2,486.27



CUSIP	Security Description	Trade Date Settle Date Units	Book Value: Begin Book Value: Acq Book Value: Disp Book Value: End	Prior Accrued Inc. Received Ending Accrued Total Interest	Accr. Of Discount Amort. Of Premium Net Accret/Amort Income Earned	Unreal G/L Total Income
594918BG8	Microsoft Callable Note Cont. 10/03/20 2% Due 11/03/2020	10/29/2015 11/03/2015 1,515,000.00	1,514,149.54 0.00 0.00 1,514,170.11	14,981.67 15,150.00 2,356.67 2,525.00	20.57 0.00 20.57 2,545.57	0.00 2,545.57
594918BP8	Microsoft Callable Note Cont 7/8/21 1.55% Due 08/08/2021	Various 08/08/2016 2,980,000.00	2,976,976.19 0.00 0.00 2,977,036.28	10,649.36 0.00 14,498.53 3,849.17	60.09 0.00 60.09 3,909.26	0.00 3,909.26
654747AB0	Nissan Auto Receivables 2017-A A2A 1.47% Due 01/15/2020	03/21/2017 03/28/2017 1,490,000.00	1,489,992.65 0.00 0.00 1,489,992.88	973.47 1,825.25 973.47 1,825.25	0.23 0.00 0.23 1,825.48	0.00 1,825.48
65478WAB1	Nissan Auto Receivables Owner 2016-C A2A 1.07% Due 05/15/2019	08/02/2016 08/10/2016 1,805,729.56	1,972,755.48 0.00 167,083.29 1,805,679.23	938.18 1,759.09 858.72 1,679.63	7.04 0.00 7.04 1,686.67	0.00 1,686.67
68389XBK0	Oracle Corp Callable Note Cont 8/01/21 1.9% Due 09/15/2021	11/29/2016 12/02/2016 4,100,000.00	4,016,078.49 0.00 0.00 4,017,706.50	9,953.89 0.00 16,445.56 6,491.67	1,628.01 0.00 1,628.01 8,119.68	0.00 8,119.68
69371RN44	Paccar Financial Corp Note 1.65% Due 08/11/2021	01/25/2017 01/30/2017 1,730,000.00	1,665,718.93 0.00 0.00 1,666,993.86	6,343.33 0.00 8,722.08 2,378.75	1,274.93 0.00 1,274.93 3,653.68	0.00 3,653.68
713448CR7	PepsiCo Inc Note 1.25% Due 04/30/2018	Various Various 2,520,000.00	2,519,175.63 0.00 0.00 2,519,245.84	87.50 0.00 2,712.51 2,625.01	70.21 0.00 70.21 2,695.22	0.00 2,695.22
717081DJ9	Pfizer Inc. Note Due 05/15/2017	05/12/2014 05/15/2014 0.00	684,992.30 0.00 685,000.00 0.00	3,474.47 3,767.50 0.00 293.03	7.70 0.00 7.70 300.73	0.00 300.73
74005PBH6	Praxair Note 1.25% Due 11/07/2018	Various Various 2,990,000.00	2,972,483.64 0.00 0.00 2,973,462.03	18,064.59 18,687.50 2,491.66 3,114.57	978.39 0.00 978.39 4,092.96	0.00 4,092.96
747525AD5	Qualcomm Inc Note 2.25% Due 05/20/2020	Various Various 4,675,000.00	4,655,245.37 0.00 0.00 4,655,794.60	47,042.18 52,593.75 3,214.07 8,765.64	583.23 34.00 549.23 9,314.87	0.00 9,314.87
808513AK1	Charles Schwab Corp Callable Note Cont 2/10/2018 1.5% Due 03/10/2018	Various Various 3,635,000.00	3,637,139.29 0.00 0.00 3,636,927.41	7,724.38 0.00 12,268.13 4,543.75	3.70 215.58 (211.88) 4,331.87	0.00 4,331.87



CUSIP	Security Description	Trade Date Settle Date Units	Book Value: Begin Book Value: Acq Book Value: Disp Book Value: End	Prior Accrued Inc. Received Ending Accrued Total Interest	Accr. Of Discount Amort. Of Premium Net Accret/Amort Income Earned	Unreal G/L Total Income
857477AV5	State Street Bank Note 1.95% Due 05/19/2021	Various Various 2,380,000.00	2,379,187.95 0.00 0.00 2,379,204.98	20,884.50 23,205.00 1,547.00 3,867.50	19.69 2.66 17.03 3,884.53	0.00 3,884.53
880591EQ1	Tennessee Valley Authority Note 1.75% Due 10/15/2018	Various Various 3,775,000.00	3,783,676.83 0.00 0.00 3,783,171.23	2,936.12 0.00 8,441.33 5,505.21	0.00 505.60 (505.60) 4,999.61	0.00 4,999.61
89231LAB3	Toyota Auto Receivables Owner 2016-D 1.06% Due 05/15/2019	10/04/2016 10/12/2016 2,675,000.00	2,674,831.52 0.00 0.00 2,674,838.54	1,260.22 2,362.92 1,260.22 2,362.92	7.02 0.00 7.02 2,369.94	0.00 2,369.94
89236TCA1	Toyota Motor Credit Corp Note 1.45% Due 01/12/2018	Various Various 2,955,000.00	2,956,507.97 0.00 0.00 2,956,325.36	12,973.27 0.00 16,543.89 3,570.62	25.38 207.99 (182.61) 3,388.01	0.00 3,388.01
89236WAC2	Toyota Auto Receivables Owner 2015-A 1.12% Due 02/15/2019	Various Various 1,253,663.15	1,393,560.58 0.00 140,233.74 1,253,393.00	693.85 1,300.97 624.05 1,231.17	66.16 0.00 66.16 1,297.33	0.00 1,297.33
89238MAB4	Toyota Auto Receivables Owner 2017-A 1.42% Due 09/16/2019	03/07/2017 03/15/2017 2,135,000.00	2,134,804.55 0.00 0.00 2,134,811.53	1,347.42 2,526.42 1,347.42 2,526.42	6.98 0.00 6.98 2,533.40	0.00 2,533.40
91159HHE3	US Bancorp Callable Note Cont 10/15/2018 1.95% Due 11/15/2018	02/12/2014 02/18/2014 265,000.00	265,175.81 0.00 0.00 265,165.57	2,382.79 2,583.75 229.67 430.63	0.00 10.24 (10.24) 420.39	0.00 420.39
91159HHH6	US Bancorp Callable Note Cont 3/25/2019 2.2% Due 04/25/2019	Various Various 4,025,000.00	4,044,145.84 0.00 0.00 4,043,287.63	1,475.83 0.00 8,855.00 7,379.17	39.46 897.67 (858.21) 6,520.96	0.00 6,520.96
91159HHP8	US Bancorp Note 2.625% Due 01/24/2022	01/19/2017 01/24/2017 2,000,000.00	1,996,742.74 0.00 0.00 1,996,801.14	14,145.83 0.00 18,520.83 4,375.00	58.40 0.00 58.40 4,433.40	0.00 4,433.40
912828B90	US Treasury Note 2% Due 02/28/2021	04/26/2016 04/28/2016 6,000,000.00	6,133,436.05 0.00 0.00 6,130,479.28	20,217.39 0.00 30,326.09 10,108.70	0.00 2,956.77 (2,956.77) 7,151.93	0.00 7,151.93
912828J43	US Treasury Note 1.75% Due 02/28/2022	03/13/2017 03/15/2017 6,900,000.00	6,778,468.24 0.00 0.00 6,780,604.00	20,343.75 0.00 30,515.63 10,171.88	2,135.76 0.00 2,135.76 12,307.64	0.00 12,307.64



Income Earned

4/30/17 Thru 5/31/17

CUSIP	Security Description	Trade Date Settle Date Units	Book Value: Begin Book Value: Acq Book Value: Disp Book Value: End	Prior Accrued Inc. Received Ending Accrued Total Interest	Accr. Of Discount Amort. Of Premium Net Accret/Amort Income Earned	Unreal G/L Total Income
912828J84	US Treasury Note 1.375% Due 03/31/2020	Various Various 6,350,000.00	6,359,250.39 0.00 0.00 6,358,981.13	7,395.32 0.00 14,790.65 7,395.33	225.43 494.69 (269.26) 7,126.07	0.00 7,126.07
912828L32	US Treasury Note 1.375% Due 08/31/2020	Various Various 6,700,000.00	6,702,937.21 0.00 0.00 6,702,862.45	15,521.06 0.00 23,281.59 7,760.53	25.72 100.48 (74.76) 7,685.77	0.00 7,685.77
912828L99	US Treasury Note 1.375% Due 10/31/2020	Various Various 6,400,000.00	6,338,023.38 0.00 0.00 6,339,525.55	239.13 0.00 7,652.17 7,413.04	1,615.58 113.41 1,502.17 8,915.21	0.00 8,915.21
912828N89	US Treasury Note 1.375% Due 01/31/2021	Various Various 5,100,000.00	5,072,523.88 0.00 0.00 5,073,145.14	17,434.40 0.00 23,439.57 6,005.17	621.26 0.00 621.26 6,626.43	0.00 6,626.43
912828Q37	US Treasury Note 1.25% Due 03/31/2021	12/13/2016 12/14/2016 6,500,000.00	6,362,704.85 0.00 0.00 6,365,681.18	6,881.83 0.00 13,763.66 6,881.83	2,976.33 0.00 2,976.33 9,858.16	0.00 9,858.16
912828R85	US Treasury Note 0.875% Due 06/15/2019	07/28/2016 07/29/2016 6,500,000.00	6,507,505.21 0.00 0.00 6,507,205.00	21,406.25 0.00 26,250.00 4,843.75	0.00 300.21 (300.21) 4,543.54	0.00 4,543.54
912828ST8	US Treasury Note 1.25% Due 04/30/2019	Various Various 5,350,000.00	5,313,941.99 0.00 0.00 5,315,475.33	181.73 0.00 5,815.22 5,633.49	1,533.34 0.00 1,533.34 7,166.83	0.00 7,166.83
912828T34	US Treasury Note 1.125% Due 09/30/2021	11/09/2016 11/10/2016 6,550,000.00	6,449,908.02 0.00 0.00 6,451,831.67	6,241.29 0.00 12,482.58 6,241.29	1,923.65 0.00 1,923.65 8,164.94	0.00 8,164.94
912828TH3	US Treasury Note 0.875% Due 07/31/2019	03/01/2016 03/02/2016 6,700,000.00	6,669,663.82 0.00 0.00 6,670,809.28	14,575.28 0.00 19,595.65 5,020.37	1,145.46 0.00 1,145.46 6,165.83	0.00 6,165.83
912828UB4	US Treasury Note 1% Due 11/30/2019	Various Various 6,475,000.00	6,385,369.97 0.00 0.00 6,388,316.43	27,038.45 32,375.00 176.90 5,513.45	2,946.46 0.00 2,946.46 8,459.91	0.00 8,459.91
912828UQ1	US Treasury Note 1.25% Due 02/29/2020	Various Various 5,925,000.00	5,875,021.56 0.00 0.00 5,876,519.95	12,477.92 0.00 18,716.88 6,238.96	1,498.39 0.00 1,498.39 7,737.35	0.00 7,737.35



CUSIP	Security Description	Trade Date Settle Date Units	Book Value: Begin Book Value: Acq Book Value: Disp Book Value: End	Prior Accrued Inc. Received Ending Accrued Total Interest	Accr. Of Discount Amort. Of Premium Net Accret/Amort Income Earned	Unreal G/L Total Income
912828VF4	US Treasury Note 1.375% Due 05/31/2020	Various Various 3,000,000.00	2,977,628.04 0.00 0.00 2,978,243.96	17,225.28 20,625.00 112.71 3,512.43	615.92 0.00 615.92 4,128.35	0.00 4,128.35
913017BU2	United Tech Corp Note 1.8% Due 06/01/2017	Various Various 3,120,000.00	3,121,918.76 0.00 0.00 3,120,000.00	23,400.00 0.00 28,080.00 4,680.00	1.75 1,920.51 (1,918.76) 2,761.24	0.00 2,761.24
931142DF7	Wal-Mart Stores Note 1.125% Due 04/11/2018	04/04/2013 04/11/2013 1,045,000.00	1,044,818.36 0.00 0.00 1,044,834.68	653.13 0.00 1,632.81 979.68	16.32 0.00 16.32 996.00	0.00 996.00
94974BGF1	Wells Fargo Corp Note 2.15% Due 01/30/2020	Various Various 5,160,000.00	5,152,086.51 0.00 0.00 5,152,330.85	28,043.16 0.00 37,288.15 9,244.99	301.68 57.34 244.34 9,489.33	0.00 9,489.33
			334,534,876.91	1,145,985.20	37,538.87	
			0.00	408,305.99	16,790.32	
			1,988,503.17	1,160,863.59	20,748.55	0.00
TOTAL Fixed Income		333,427,560.41	332,567,122.29	423,184.38	443,932.93	443,932.93

Cash & Equivalent

06538BU76	Bank of Tokyo Mitsubishi NY Discount CP 1.18% Due 07/07/2017	03/06/2017 03/07/2017 6,455,000.00	6,440,824.10 0.00 0.00 6,447,383.10	0.00 0.00 0.00 0.00	6,559.00 0.00 6,559.00 6,559.00	0.00 6,559.00
06538BUB7	Bank of Tokyo Mitsubishi NY Discount CP 1.05% Due 07/11/2017	05/11/2017 05/11/2017 3,000,000.00	0.00 2,994,662.50 0.00 2,996,500.00	0.00 0.00 0.00 0.00	1,837.50 0.00 1,837.50 1,837.50	0.00 1,837.50
21687AY31	Rabobank Nederland NV NY Discount CP 1.2% Due 11/03/2017	03/28/2017 03/30/2017 7,565,000.00	7,518,097.00 0.00 0.00 7,525,914.17	0.00 0.00 0.00 0.00	7,817.17 0.00 7,817.17 7,817.17	0.00 7,817.17
60934N104	Federated Investors Government Obligations Fund	Various Various 2,766,257.27	365,302.13 52,399,413.32 49,998,458.18 2,766,257.27	0.00 2,604.16 0.00 2,604.16	0.00 0.00 0.00 2,604.16	0.00 2,604.16
69372AT93	Paccar Financial Discount CP 0.85% Due 06/09/2017	05/11/2017 05/11/2017 1,500,000.00	0.00 1,498,972.92 0.00 1,499,716.67	0.00 0.00 0.00 0.00	743.75 0.00 743.75 743.75	0.00 743.75



Income Earned

4/30/17 Thru 5/31/17

CUSIP	Security Description	Trade Date Settle Date Units	Book Value: Begin Book Value: Acq Book Value: Disp Book Value: End	Prior Accrued Inc. Received Ending Accrued Total Interest	Accr. Of Discount Amort. Of Premium Net Accret/Amort Income Earned	Unreal G/L Total Income
69372ATD4	Paccar Financial Discount CP 0.84% Due 06/13/2017	05/11/2017 05/11/2017 7,500,000.00	0.00 7,494,225.00 0.00 7,497,900.00	0.00 0.00 0.00 0.00	3,675.00 0.00 3,675.00 3,675.00	0.00 3,675.00
89113WU20	Toronto Dominion NY Yankee CD 1.03% Due 07/11/2017	05/11/2017 05/11/2017 10,000,000.00	0.00 10,000,000.00 0.00 10,000,000.00	0.00 0.00 6,008.33 6,008.33	0.00 0.00 0.00 6,008.33	0.00 6,008.33
89233GUB0	Toyota Motor Credit Discount CP 1% Due 07/11/2017	05/11/2017 05/11/2017 3,000,000.00	0.00 2,994,916.68 0.00 2,996,666.68	0.00 0.00 0.00 0.00	1,750.00 0.00 1,750.00 1,750.00	0.00 1,750.00
94975P405	Wells Fargo Adv Govt #1751 Money Market Fund	Various Various 40,837,264.95	57,498,181.67 0.00 16,660,916.72 40,837,264.95	0.00 0.00 0.00 0.00	0.00 0.00 0.00 0.00	0.00 0.00
			71,822,404.90	0.00	22,382.42	
			77,382,190.42	2,604.16	0.00	
			66,659,374.90	6,008.33	22,382.42	0.00
TOTAL Cash & Equivalent		82,623,522.22	82,567,602.84	8,612.49	30,994.91	30,994.91
Local Agency Investment Fund						
90LAIF\$00	Local Agency Investment Fund State Pool	Various Various 65,000,000.00	65,000,000.00 0.00 0.00 65,000,000.00	47,553.31 0.00 98,716.32 51,163.01	0.00 0.00 0.00 51,163.01	0.00 0.00 0.00 51,163.01
			65,000,000.00	47,553.31	0.00	
			0.00	0.00	0.00	
			0.00	98,716.32	0.00	0.00
TOTAL Local Agency Investment Fund		65,000,000.00	65,000,000.00	51,163.01	51,163.01	51,163.01
			471,357,281.81	1,193,538.51	59,921.29	
			77,382,190.42	410,910.15	16,790.32	
			68,647,878.07	1,265,588.24	43,130.97	0.00
TOTAL PORTFOLIO		481,051,082.63	480,134,725.13	482,959.88	526,090.85	526,090.85



Cash Flow Report

From 05/31/2017

Payment Date	Transaction Type	CUSIP	Quantity	Security Description	Principal Amount	Income	Total Amount
06/01/2017	Maturity	913017BU2	3,120,000.00	United Tech Corp Note	3,120,000.00	28,080.00	3,148,080.00
06/05/2017	Interest	166764AA8	1,550,000.00	Chevron Corp Callable Note Cont 11/5/17 1.104% Due 12/5/2017	0.00	8,556.00	8,556.00
06/05/2017	Purchase	437076BQ4	1,800,000.00	Home Depot Note 1.8% Due 6/5/2020	0.00	0.00	0.00
06/05/2017	Sale	60934N104	1,798,956.00	Federated Investors Government Obligations Fund	0.00	0.00	0.00
06/09/2017	Maturity	69372AT93	1,500,000.00	Paccar Financial Discount CP 0.85% Due 6/9/2017	1,500,000.00	0.00	1,500,000.00
06/11/2017	Interest	02665WAQ4	1,665,000.00	American Honda Finance Note 1.55% Due 12/11/2017	0.00	12,903.75	12,903.75
06/13/2017	Interest	24422ESF7	565,000.00	John Deere Capital Corp Note 1.95% Due 12/13/2018	0.00	5,508.75	5,508.75
06/13/2017	Maturity	69372ATD4	7,500,000.00	Paccar Financial Discount CP 0.84% Due 6/13/2017	7,500,000.00	0.00	7,500,000.00
06/14/2017	Interest	313376BR5	2,500,000.00	FHLB Note 1.75% Due 12/14/2018	0.00	21,875.00	21,875.00
06/15/2017	Interest	458140AL4	2,500,000.00	Intel Corp Note 1.35% Due 12/15/2017	0.00	16,875.00	16,875.00
06/15/2017	Interest	912828R85	6,500,000.00	US Treasury Note 0.875% Due 6/15/2019	0.00	28,437.50	28,437.50
06/15/2017	Paydown	161571HH0	4,140,000.00	Chase CHAIT Pool #2016-A7 1.06% Due 9/16/2019	2,233,250.36	3,657.00	2,236,907.36
06/15/2017	Paydown	43814QAC2	1,770,000.00	Honda Auto Receivables 2016-2 A3 1.39% Due 4/15/2020	49,582.51	2,050.25	51,632.76
06/15/2017	Paydown	47788NAB4	2,537,621.30	John Deere Owner Trust 2016-B A2 1.09% Due 2/15/2019	118,729.03	2,305.01	121,034.04
06/15/2017	Paydown	65478WAB1	1,805,729.56	Nissan Auto Receivables Owner 2016-C A2A 1.07% Due 5/15/2019	74,470.09	1,610.11	76,080.20
06/15/2017	Paydown	89231LAB3	2,675,000.00	Toyota Auto Receivables Owner 2016-D 1.06% Due 5/15/2019	146,280.41	2,362.92	148,643.33
06/15/2017	Paydown	89238MAB4	2,135,000.00	Toyota Auto Receivables Owner 2017-A 1.42% Due 9/16/2019	96,228.48	2,526.42	98,754.90
06/15/2017	Paydown	43814HAC2	212,690.45	Honda Auto Receivables 2014-3 A3 0.88% Due 6/15/2018	107,772.22	155.97	107,928.19
06/15/2017	Paydown	477877AD6	713,942.46	John Deere Owner Trust 2014-B A3 1.07% Due 11/15/2018	130,833.67	636.60	131,470.27
06/15/2017	Paydown	47787XAB3	1,435,000.00	John Deere Owner Trust 2017-A A2 1.5% Due 10/15/2019	65,206.55	1,793.75	67,000.30



Cash Flow Report

From 05/31/2017

Payment Date	Transaction Type	CUSIP	Quantity	Security Description	Principal Amount	Income	Total Amount
06/15/2017	Paydown	47788MAC4	2,450,000.00	John Deere Owner Trust 2016-A A3 1.36% Due 4/15/2020	0.00	2,776.67	2,776.67
06/15/2017	Paydown	654747AB0	1,490,000.00	Nissan Auto Receivables 2017-A A2A 1.47% Due 1/15/2020	45,681.38	1,825.25	47,506.63
06/15/2017	Paydown	89236WAC2	1,253,663.15	Toyota Auto Receivables Owner 2015-A 1.12% Due 2/15/2019	156,308.89	1,170.09	157,478.98
06/18/2017	Paydown	43814RAB2	4,140,000.00	Honda Auto Receivables 2016-4 A2 1.04% Due 4/18/2019	442,098.29	3,588.00	445,686.29
06/20/2017	Interest	3135G0ZE6	5,300,000.00	FNMA Note 1.75% Due 6/20/2019	0.00	46,375.00	46,375.00
06/21/2017	Paydown	43813NAC0	1,735,717.14	Honda Auto Receivables 2015-2 A3 1.04% Due 2/21/2019	104,303.99	1,504.29	105,808.28
06/21/2017	Paydown	43814TAB8	2,060,000.00	Honda Auto Receivables 2017-1 A2 1.42% Due 7/22/2019	75,084.13	2,437.67	77,521.80
06/22/2017	Interest	3135G0D75	6,400,000.00	FNMA Note 1.5% Due 6/22/2020	0.00	48,000.00	48,000.00
Jun 2017					15,965,830.00	247,011.00	16,212,841.00
07/05/2017	Interest	3135G0S38	6,400,000.00	FNMA Note 2% Due 1/5/2022	0.00	62,577.78	62,577.78
07/06/2017	Interest	24422ETL3	4,875,000.00	John Deere Capital Corp Note 2.65% Due 1/6/2022	0.00	64,593.75	64,593.75
07/07/2017	Maturity	06538BU76	6,455,000.00	Bank of Tokyo Mitsubishi NY Discount CP 1.18% Due 7/7/2017	6,455,000.00	0.00	6,455,000.00
07/11/2017	Maturity	89113WU20	10,000,000.00	Toronto Dominion NY Yankee CD 1.03% Due 7/11/2017	10,000,000.00	17,452.78	10,017,452.78
07/11/2017	Maturity	06538BUB7	3,000,000.00	Bank of Tokyo Mitsubishi NY Discount CP 1.05% Due 7/11/2017	3,000,000.00	0.00	3,000,000.00
07/11/2017	Maturity	89233GUB0	3,000,000.00	Toyota Motor Credit Discount CP 1% Due 7/11/2017	3,000,000.00	0.00	3,000,000.00
07/12/2017	Interest	89236TCA1	2,955,000.00	Toyota Motor Credit Corp Note 1.45% Due 1/12/2018	0.00	21,423.75	21,423.75
07/12/2017	Interest	3137EADN6	900,000.00	FHLMC Note 0.75% Due 1/12/2018	0.00	3,375.00	3,375.00
07/13/2017	Interest	3137EADB2	6,400,000.00	FHLMC Note 2.375% Due 1/13/2022	0.00	76,000.00	76,000.00
07/14/2017	Interest	3130A8QS5	2,800,000.00	FHLB Note 1.125% Due 7/14/2021	0.00	15,750.00	15,750.00
07/14/2017	Interest	36962G7G3	3,510,000.00	General Electric Capital Corp Note 2.3% Due 1/14/2019	0.00	40,365.00	40,365.00
07/15/2017	Dividend	90LAIF\$00	38,812,874.00	Local Agency Investment Fund State Pool	0.00	58,657.24	58,657.24



Cash Flow Report

From 05/31/2017

Payment Date	Transaction Type	CUSIP	Quantity	Security Description	Principal Amount	Income	Total Amount
07/15/2017	Paydown	161571HH0	4,140,000.00	Chase CHAIT Pool #2016-A7 1.06% Due 9/16/2019	1,452,948.93	1,684.30	1,454,633.23
07/15/2017	Paydown	43814QAC2	1,770,000.00	Honda Auto Receivables 2016-2 A3 1.39% Due 4/15/2020	49,639.94	1,992.82	51,632.76
07/15/2017	Paydown	654747AB0	1,490,000.00	Nissan Auto Receivables 2017-A A2A 1.47% Due 1/15/2020	45,737.53	1,769.29	47,506.82
07/15/2017	Paydown	65478WAB1	1,805,729.56	Nissan Auto Receivables Owner 2016-C A2A 1.07% Due 5/15/2019	74,536.49	1,543.71	76,080.20
07/15/2017	Paydown	89231LAB3	2,675,000.00	Toyota Auto Receivables Owner 2016-D 1.06% Due 5/15/2019	143,282.04	2,233.70	145,515.74
07/15/2017	Paydown	89238MAB4	2,135,000.00	Toyota Auto Receivables Owner 2017-A 1.42% Due 9/16/2019	94,640.77	2,412.55	97,053.32
07/15/2017	Paydown	43814HAC2	212,690.45	Honda Auto Receivables 2014-3 A3 0.88% Due 6/15/2018	104,918.23	76.94	104,995.17
07/15/2017	Paydown	477877AD6	713,942.46	John Deere Owner Trust 2014-B A3 1.07% Due 11/15/2018	126,106.80	519.94	126,626.74
07/15/2017	Paydown	47787XAB3	1,435,000.00	John Deere Owner Trust 2017-A A2 1.5% Due 10/15/2019	64,102.28	1,712.24	65,814.52
07/15/2017	Paydown	47788MAC4	2,450,000.00	John Deere Owner Trust 2016-A A3 1.36% Due 4/15/2020	0.00	2,776.67	2,776.67
07/15/2017	Paydown	47788NAB4	2,537,621.30	John Deere Owner Trust 2016-B A2 1.09% Due 2/15/2019	118,937.70	2,197.16	121,134.86
07/15/2017	Paydown	89236WAC2	1,253,663.15	Toyota Auto Receivables Owner 2015-A 1.12% Due 2/15/2019	152,067.13	1,024.20	153,091.33
07/16/2017	Interest	40428HPH9	3,600,000.00	HSBC USA Inc Note 1.625% Due 1/16/2018	0.00	29,250.00	29,250.00
07/17/2017	Interest	3137EAAE5	7,500,000.00	FHLMC Note 1.5% Due 1/17/2020	0.00	56,250.00	56,250.00
07/18/2017	Paydown	43814RAB2	4,140,000.00	Honda Auto Receivables 2016-4 A2 1.04% Due 4/18/2019	418,529.34	3,204.85	421,734.19
07/21/2017	Paydown	43813NAC0	1,735,717.14	Honda Auto Receivables 2015-2 A3 1.04% Due 2/21/2019	102,157.07	1,413.89	103,570.96
07/21/2017	Paydown	43814TAB8	2,060,000.00	Honda Auto Receivables 2017-1 A2 1.42% Due 7/22/2019	75,176.42	2,348.82	77,525.24
07/24/2017	Interest	91159HHP8	2,000,000.00	US Bancorp Note 2.625% Due 1/24/2022	0.00	26,250.00	26,250.00
07/30/2017	Interest	94974BGF1	5,160,000.00	Wells Fargo Corp Note 2.15% Due 1/30/2020	0.00	55,470.00	55,470.00
07/31/2017	Interest	912828N89	5,100,000.00	US Treasury Note 1.375% Due 1/31/2021	0.00	35,062.50	35,062.50



Cash Flow Report

From 05/31/2017

Payment Date	Transaction Type	CUSIP	Quantity	Security Description	Principal Amount	Income	Total Amount
07/31/2017	Interest	912828TH3	6,700,000.00	US Treasury Note 0.875% Due 7/31/2019	0.00	29,312.50	29,312.50
Jul 2017					25,477,780.67	618,701.38	26,096,482.05
08/01/2017	Interest	3137EADK2	5,400,000.00	FHLMC Note 1.25% Due 8/1/2019	0.00	33,750.00	33,750.00
08/06/2017	Interest	459200HZ7	3,440,000.00	IBM Corp Note 1.125% Due 2/6/2018	0.00	19,350.00	19,350.00
08/08/2017	Interest	594918BP8	2,980,000.00	Microsoft Callable Note Cont 7/8/21 1.55% Due 8/8/2021	0.00	23,095.00	23,095.00
08/11/2017	Interest	69371RN44	1,730,000.00	Paccar Financial Corp Note 1.65% Due 8/11/2021	0.00	14,272.50	14,272.50
08/12/2017	Interest	3137EAEC9	6,555,000.00	FHLMC Note 1.125% Due 8/12/2021	0.00	36,871.88	36,871.88
08/15/2017	Interest	084664CK5	1,905,000.00	Berkshire Hathaway Note 1.3% Due 8/15/2019	0.00	12,382.50	12,382.50
08/15/2017	Interest	22160KAG0	1,565,000.00	Costco Wholesale Corp Note 1.75% Due 2/15/2020	0.00	13,693.75	13,693.75
08/15/2017	Paydown	43814QAC2	1,770,000.00	Honda Auto Receivables 2016-2 A3 1.39% Due 4/15/2020	49,697.44	1,935.32	51,632.76
08/15/2017	Paydown	47788NAB4	2,537,621.30	John Deere Owner Trust 2016-B A2 1.09% Due 2/15/2019	119,146.73	2,089.13	121,235.86
08/15/2017	Paydown	65478WAB1	1,805,729.56	Nissan Auto Receivables Owner 2016-C A2A 1.07% Due 5/15/2019	74,602.96	1,477.24	76,080.20
08/15/2017	Paydown	89231LAB3	2,675,000.00	Toyota Auto Receivables Owner 2016-D 1.06% Due 5/15/2019	140,279.65	2,107.14	142,386.79
08/15/2017	Paydown	89238MAB4	2,135,000.00	Toyota Auto Receivables Owner 2017-A 1.42% Due 9/16/2019	93,050.08	2,300.55	95,350.63
08/15/2017	Paydown	47787AD6	713,942.46	John Deere Owner Trust 2014-B A3 1.07% Due 11/15/2018	121,372.11	407.49	121,779.60
08/15/2017	Paydown	47787XAB3	1,435,000.00	John Deere Owner Trust 2017-A A2 1.5% Due 10/15/2019	62,995.94	1,632.11	64,628.05
08/15/2017	Paydown	47788MAC4	2,450,000.00	John Deere Owner Trust 2016-A A3 1.36% Due 4/15/2020	0.00	2,776.67	2,776.67
08/15/2017	Paydown	654747AB0	1,490,000.00	Nissan Auto Receivables 2017-A A2A 1.47% Due 1/15/2020	45,793.75	1,713.26	47,507.01
08/15/2017	Paydown	89236WAC2	1,253,663.15	Toyota Auto Receivables Owner 2015-A 1.12% Due 2/15/2019	147,820.47	882.27	148,702.74
08/15/2017	Paydown	161571HH0	4,140,000.00	Chase CHAIT Pool #2016-A7 1.06% Due 9/16/2019	453,800.71	400.86	454,201.57
08/17/2017	Interest	3135G0N82	6,500,000.00	FNMA Note 1.25% Due 8/17/2021	0.00	40,625.00	40,625.00



Cash Flow Report

From 05/31/2017

Payment Date	Transaction Type	CUSIP	Quantity	Security Description	Principal Amount	Income	Total Amount
08/18/2017	Interest	3130A7CV5	6,450,000.00	FHLB Note 1.375% Due 2/18/2021	0.00	44,343.75	44,343.75
08/18/2017	Paydown	43814RAB2	4,140,000.00	Honda Auto Receivables 2016-4 A2 1.04% Due 4/18/2019	394,923.76	2,842.12	397,765.88
08/19/2017	Interest	3135G0ZA4	3,700,000.00	FNMA Note 1.875% Due 2/19/2019	0.00	34,687.50	34,687.50
08/21/2017	Paydown	43813NAC0	1,735,717.14	Honda Auto Receivables 2015-2 A3 1.04% Due 2/21/2019	100,007.27	1,325.36	101,332.63
08/21/2017	Paydown	43814TAB8	2,060,000.00	Honda Auto Receivables 2017-1 A2 1.42% Due 7/22/2019	75,268.83	2,259.86	77,528.69
08/26/2017	Interest	3135G0J20	6,400,000.00	FNMA Note 1.375% Due 2/26/2021	0.00	44,000.00	44,000.00
08/31/2017	Interest	912828J43	6,900,000.00	US Treasury Note 1.75% Due 2/28/2022	0.00	60,375.00	60,375.00
08/31/2017	Interest	912828UQ1	5,925,000.00	US Treasury Note 1.25% Due 2/29/2020	0.00	37,031.25	37,031.25
08/31/2017	Interest	912828B90	6,000,000.00	US Treasury Note 2% Due 2/28/2021	0.00	60,000.00	60,000.00
08/31/2017	Interest	912828L32	6,700,000.00	US Treasury Note 1.375% Due 8/31/2020	0.00	46,062.50	46,062.50
Aug 2017					1,878,759.70	544,690.01	2,423,449.71
09/01/2017	Interest	30231GAV4	4,493,000.00	Exxon Mobil Corp Callable Note Cont 2/1/2021 2.222% Due 3/1/2021	0.00	49,917.23	49,917.23
09/01/2017	Interest	17275RAR3	2,395,000.00	Cisco Systems Note 2.125% Due 3/1/2019	0.00	25,446.89	25,446.89
09/02/2017	Interest	166764AV2	1,350,000.00	Chevron Corp Note 1.365% Due 3/2/2018	0.00	9,213.75	9,213.75
09/09/2017	Interest	313378A43	5,285,000.00	FHLB Note 1.375% Due 3/9/2018	0.00	36,334.38	36,334.38
09/10/2017	Interest	808513AK1	3,635,000.00	Charles Schwab Corp Callable Note Cont 2/10/2018 1.5% Due 3/10/2018	0.00	27,262.50	27,262.50
09/11/2017	Interest	06406HCW7	3,975,000.00	Bank of New York Callable Note Cont 8/11/2019 2.3% Due 9/11/2019	0.00	45,712.50	45,712.50
09/12/2017	Interest	3135G0ZG1	5,300,000.00	FNMA Note 1.75% Due 9/12/2019	0.00	46,375.00	46,375.00
09/15/2017	Interest	68389XBK0	4,100,000.00	Oracle Corp Callable Note Cont 8/01/21 1.9% Due 9/15/2021	0.00	38,950.00	38,950.00
09/15/2017	Paydown	89236WAC2	1,253,663.15	Toyota Auto Receivables Owner 2015-A 1.12% Due 2/15/2019	143,568.88	744.30	144,313.18



Cash Flow Report

From 05/31/2017

Payment Date	Transaction Type	CUSIP	Quantity	Security Description	Principal Amount	Income	Total Amount
09/15/2017	Paydown	477877AD6	713,942.46	John Deere Owner Trust 2014-B A3 1.07% Due 11/15/2018	116,629.59	299.27	116,928.86
09/15/2017	Paydown	47787XAB3	1,435,000.00	John Deere Owner Trust 2017-A A2 1.5% Due 10/15/2019	61,887.52	1,553.37	63,440.89
09/15/2017	Paydown	47788MAC4	2,450,000.00	John Deere Owner Trust 2016-A A3 1.36% Due 4/15/2020	144,277.44	2,776.67	147,054.11
09/15/2017	Paydown	47788NAB4	2,537,621.30	John Deere Owner Trust 2016-B A2 1.09% Due 2/15/2019	119,356.14	1,980.90	121,337.04
09/15/2017	Paydown	43814QAC2	1,770,000.00	Honda Auto Receivables 2016-2 A3 1.39% Due 4/15/2020	49,755.01	1,877.75	51,632.76
09/15/2017	Paydown	654747AB0	1,490,000.00	Nissan Auto Receivables 2017-A A2A 1.47% Due 1/15/2020	45,850.04	1,657.16	47,507.20
09/15/2017	Paydown	65478WAB1	1,805,729.56	Nissan Auto Receivables Owner 2016-C A2A 1.07% Due 5/15/2019	74,669.48	1,410.72	76,080.20
09/15/2017	Paydown	89231LAB3	2,675,000.00	Toyota Auto Receivables Owner 2016-D 1.06% Due 5/15/2019	137,273.24	1,983.22	139,256.46
09/15/2017	Paydown	89238MAB4	2,135,000.00	Toyota Auto Receivables Owner 2017-A 1.42% Due 9/16/2019	91,456.39	2,190.45	93,646.84
09/18/2017	Paydown	43814RAB2	4,140,000.00	Honda Auto Receivables 2016-4 A2 1.04% Due 4/18/2019	371,281.50	2,499.86	373,781.36
09/21/2017	Maturity	3133EAY28	3,115,000.00	FFCB Note 0.83% Due 9/21/2017	3,115,000.00	12,927.25	3,127,927.25
09/21/2017	Paydown	43813NAC0	1,735,717.14	Honda Auto Receivables 2015-2 A3 1.04% Due 2/21/2019	97,854.63	1,238.69	99,093.32
09/21/2017	Paydown	43814TAB8	2,060,000.00	Honda Auto Receivables 2017-1 A2 1.42% Due 7/22/2019	75,361.35	2,170.79	77,532.14
09/30/2017	Interest	912828J84	6,350,000.00	US Treasury Note 1.375% Due 3/31/2020	0.00	43,656.25	43,656.25
09/30/2017	Interest	912828Q37	6,500,000.00	US Treasury Note 1.25% Due 3/31/2021	0.00	40,625.00	40,625.00
09/30/2017	Interest	912828T34	6,550,000.00	US Treasury Note 1.125% Due 9/30/2021	0.00	36,843.75	36,843.75
Sep 2017					4,644,221.21	435,647.65	5,079,868.86
10/02/2017	Interest	3137EADM8	5,350,000.00	FHLMC Note 1.25% Due 10/2/2019	0.00	33,437.50	33,437.50
10/07/2017	Interest	3135G0Q89	1,150,000.00	FNMA Note 1.375% Due 10/7/2021	0.00	7,906.25	7,906.25
10/10/2017	Interest	02665WAC5	1,950,000.00	American Honda Finance Note 2.125% Due 10/10/2018	0.00	20,718.76	20,718.76
10/11/2017	Interest	931142DF7	1,045,000.00	Wal-Mart Stores Note 1.125% Due 4/11/2018	0.00	5,878.13	5,878.13



Cash Flow Report

From 05/31/2017

Payment Date	Transaction Type	CUSIP	Quantity	Security Description	Principal Amount	Income	Total Amount
10/15/2017	Interest	880591EQ1	3,775,000.00	Tennessee Valley Authority Note 1.75% Due 10/15/2018	0.00	33,031.25	33,031.25
10/15/2017	Paydown	89231LAB3	2,675,000.00	Toyota Auto Receivables Owner 2016-D 1.06% Due 5/15/2019	134,262.81	1,861.96	136,124.77
10/15/2017	Paydown	89238MAB4	2,135,000.00	Toyota Auto Receivables Owner 2017-A 1.42% Due 9/16/2019	89,859.72	2,082.22	91,941.94
10/15/2017	Paydown	43814QAC2	1,770,000.00	Honda Auto Receivables 2016-2 A3 1.39% Due 4/15/2020	49,812.64	1,820.12	51,632.76
10/15/2017	Paydown	65478WAB1	1,805,729.56	Nissan Auto Receivables Owner 2016-C A2A 1.07% Due 5/15/2019	74,736.06	1,344.14	76,080.20
10/15/2017	Paydown	477877AD6	713,942.46	John Deere Owner Trust 2014-B A3 1.07% Due 11/15/2018	111,879.24	195.28	112,074.52
10/15/2017	Paydown	47787XAB3	1,435,000.00	John Deere Owner Trust 2017-A A2 1.5% Due 10/15/2019	60,777.02	1,476.01	62,253.03
10/15/2017	Paydown	47788MAC4	2,450,000.00	John Deere Owner Trust 2016-A A3 1.36% Due 4/15/2020	140,086.34	2,613.15	142,699.49
10/15/2017	Paydown	47788NAB4	2,537,621.30	John Deere Owner Trust 2016-B A2 1.09% Due 2/15/2019	119,565.90	1,872.49	121,438.39
10/15/2017	Paydown	654747AB0	1,490,000.00	Nissan Auto Receivables 2017-A A2A 1.47% Due 1/15/2020	45,906.39	1,601.00	47,507.39
10/15/2017	Paydown	89236WAC2	1,253,663.15	Toyota Auto Receivables Owner 2015-A 1.12% Due 2/15/2019	139,312.34	610.31	139,922.65
10/18/2017	Paydown	43814RAB2	4,140,000.00	Honda Auto Receivables 2016-4 A2 1.04% Due 4/18/2019	347,602.52	2,178.08	349,780.60
10/20/2017	Interest	3137EAEF2	6,500,000.00	FHLMC Note 1.375% Due 4/20/2020	0.00	44,687.50	44,687.50
10/21/2017	Paydown	43813NAC0	1,735,717.14	Honda Auto Receivables 2015-2 A3 1.04% Due 2/21/2019	95,699.13	1,153.88	96,853.01
10/21/2017	Paydown	43814TAB8	2,060,000.00	Honda Auto Receivables 2017-1 A2 1.42% Due 7/22/2019	75,453.98	2,081.61	77,535.59
10/25/2017	Interest	91159HHH6	4,025,000.00	US Bancorp Callable Note Cont 3/25/2019 2.2% Due 4/25/2019	0.00	44,275.00	44,275.00
10/25/2017	Interest	3130A4GJ5	3,335,000.00	FHLB Note 1.125% Due 4/25/2018	0.00	18,759.37	18,759.37
10/30/2017	Interest	713448CR7	2,520,000.00	PepsiCo Inc Note 1.25% Due 4/30/2018	0.00	15,750.00	15,750.00
10/31/2017	Interest	912828L99	6,400,000.00	US Treasury Note 1.375% Due 10/31/2020	0.00	44,000.00	44,000.00
10/31/2017	Interest	912828ST8	5,350,000.00	US Treasury Note 1.25% Due 4/30/2019	0.00	33,437.50	33,437.50
Oct 2017					1,484,954.09	322,771.51	1,807,725.60



Cash Flow Report

From 05/31/2017

Payment Date	Transaction Type	CUSIP	Quantity	Security Description	Principal Amount	Income	Total Amount
11/01/2017	Interest	3137EADR7	2,200,000.00	FHLMC Note 1.375% Due 5/1/2020	0.00	15,125.00	15,125.00
11/03/2017	Interest	00440EAT4	4,045,000.00	ACE INA Holdings Inc Callable Note Cont 10/3/2020 2.3% Due 11/3/2020	0.00	46,517.50	46,517.50
11/03/2017	Interest	037833AJ9	3,000,000.00	Apple Inc Note 1% Due 5/3/2018	0.00	15,000.00	15,000.00
11/03/2017	Interest	594918BG8	1,515,000.00	Microsoft Callable Note Cont. 10/03/20 2% Due 11/3/2020	0.00	15,150.00	15,150.00
11/03/2017	Maturity	21687AY31	7,565,000.00	Rabobank Nederland NV NY Discount CP 1.2% Due 11/3/2017	7,565,000.00	0.00	7,565,000.00
11/06/2017	Interest	3135G0K69	5,900,000.00	FNMA Note 1.25% Due 5/6/2021	0.00	36,875.00	36,875.00
11/07/2017	Interest	74005PBH6	2,990,000.00	Praxair Note 1.25% Due 11/7/2018	0.00	18,687.50	18,687.50
11/15/2017	Interest	91159HHE3	265,000.00	US Bancorp Callable Note Cont 10/15/2018 1.95% Due 11/15/2018	0.00	2,583.75	2,583.75
11/15/2017	Paydown	43814QAC2	1,770,000.00	Honda Auto Receivables 2016-2 A3 1.39% Due 4/15/2020	49,870.34	1,762.42	51,632.76
11/15/2017	Paydown	654747AB0	1,490,000.00	Nissan Auto Receivables 2017-A A2A 1.47% Due 1/15/2020	45,962.82	1,544.76	47,507.58
11/15/2017	Paydown	65478WAB1	1,805,729.56	Nissan Auto Receivables Owner 2016-C A2A 1.07% Due 5/15/2019	74,802.70	1,277.50	76,080.20
11/15/2017	Paydown	89231LAB3	2,675,000.00	Toyota Auto Receivables Owner 2016-D 1.06% Due 5/15/2019	131,248.34	1,743.37	132,991.71
11/15/2017	Paydown	89238MAB4	2,135,000.00	Toyota Auto Receivables Owner 2017-A 1.42% Due 9/16/2019	88,260.05	1,975.89	90,235.94
11/15/2017	Paydown	477877AD6	713,942.46	John Deere Owner Trust 2014-B A3 1.07% Due 11/15/2018	107,121.04	95.52	107,216.56
11/15/2017	Paydown	47787XAB3	1,435,000.00	John Deere Owner Trust 2017-A A2 1.5% Due 10/15/2019	59,664.43	1,400.04	61,064.47
11/15/2017	Paydown	47788MAC4	2,450,000.00	John Deere Owner Trust 2016-A A3 1.36% Due 4/15/2020	135,877.94	2,454.39	138,332.33
11/15/2017	Paydown	47788NAB4	2,537,621.30	John Deere Owner Trust 2016-B A2 1.09% Due 2/15/2019	119,776.04	1,763.88	121,539.92
11/15/2017	Paydown	89236WAC2	1,253,663.15	Toyota Auto Receivables Owner 2015-A 1.12% Due 2/15/2019	135,050.91	480.27	135,531.18
11/18/2017	Paydown	43814RAB2	4,140,000.00	Honda Auto Receivables 2016-4 A2 1.04% Due 4/18/2019	323,886.76	1,876.82	325,763.58
11/19/2017	Interest	857477AV5	2,380,000.00	State Street Bank Note 1.95% Due 5/19/2021	0.00	23,205.00	23,205.00



Cash Flow Report

From 05/31/2017

Payment Date	Transaction Type	CUSIP	Quantity	Security Description	Principal Amount	Income	Total Amount
11/20/2017	Interest	747525AD5	4,675,000.00	Qualcomm Inc Note 2.25% Due 5/20/2020	0.00	52,593.75	52,593.75
11/21/2017	Paydown	43813NAC0	1,735,717.14	Honda Auto Receivables 2015-2 A3 1.04% Due 2/21/2019	93,540.77	1,070.94	94,611.71
11/21/2017	Paydown	43814TAB8	2,060,000.00	Honda Auto Receivables 2017-1 A2 1.42% Due 7/22/2019	75,546.72	1,992.33	77,539.05
11/30/2017	Interest	3135G0F73	6,400,000.00	FNMA Note 1.5% Due 11/30/2020	0.00	48,000.00	48,000.00
11/30/2017	Interest	912828UB4	6,475,000.00	US Treasury Note 1% Due 11/30/2019	0.00	32,375.00	32,375.00
11/30/2017	Interest	912828VF4	3,000,000.00	US Treasury Note 1.375% Due 5/31/2020	0.00	20,625.00	20,625.00
11/30/2017	Interest	3137EADG1	5,275,000.00	FHLMC Note 1.75% Due 5/30/2019	0.00	46,156.25	46,156.25
Nov 2017					9,005,608.86	392,331.88	9,397,940.74
12/05/2017	Maturity	166764AA8	1,550,000.00	Chevron Corp Callable Note Cont 11/5/17 1.104% Due 12/5/2017	1,550,000.00	8,556.00	1,558,556.00
12/11/2017	Maturity	02665WAQ4	1,665,000.00	American Honda Finance Note 1.55% Due 12/11/2017	1,665,000.00	12,903.75	1,677,903.75
12/13/2017	Interest	24422ESF7	565,000.00	John Deere Capital Corp Note 1.95% Due 12/13/2018	0.00	5,508.75	5,508.75
12/14/2017	Interest	313376BR5	2,500,000.00	FHLB Note 1.75% Due 12/14/2018	0.00	21,875.00	21,875.00
12/15/2017	Interest	912828R85	6,500,000.00	US Treasury Note 0.875% Due 6/15/2019	0.00	28,437.50	28,437.50
12/15/2017	Maturity	458140AL4	2,500,000.00	Intel Corp Note 1.35% Due 12/15/2017	2,500,000.00	16,875.00	2,516,875.00
12/15/2017	Paydown	65478WAB1	1,805,729.56	Nissan Auto Receivables Owner 2016-C A2A 1.07% Due 5/15/2019	74,869.40	1,210.80	76,080.20
12/15/2017	Paydown	43814QAC2	1,770,000.00	Honda Auto Receivables 2016-2 A3 1.39% Due 4/15/2020	49,928.11	1,704.65	51,632.76
12/15/2017	Paydown	47787XAB3	1,435,000.00	John Deere Owner Trust 2017-A A2 1.5% Due 10/15/2019	58,549.76	1,325.46	59,875.22
12/15/2017	Paydown	47788MAC4	2,450,000.00	John Deere Owner Trust 2016-A A3 1.36% Due 4/15/2020	131,652.19	2,300.39	133,952.58
12/15/2017	Paydown	47788NAB4	2,537,621.30	John Deere Owner Trust 2016-B A2 1.09% Due 2/15/2019	119,986.55	1,655.08	121,641.63
12/15/2017	Paydown	654747AB0	1,490,000.00	Nissan Auto Receivables 2017-A A2A 1.47% Due 1/15/2020	46,019.32	1,488.46	47,507.78
12/15/2017	Paydown	89231LAB3	2,675,000.00	Toyota Auto Receivables Owner 2016-D 1.06% Due 5/15/2019	128,229.84	1,627.43	129,857.27



Cash Flow Report

From 05/31/2017

Payment Date	Transaction Type	CUSIP	Quantity	Security Description	Principal Amount	Income	Total Amount
12/15/2017	Paydown	89236WAC2	1,253,663.15	Toyota Auto Receivables Owner 2015-A 1.12% Due 2/15/2019	130,784.50	354.24	131,138.74
12/15/2017	Paydown	89238MAB4	2,135,000.00	Toyota Auto Receivables Owner 2017-A 1.42% Due 9/16/2019	86,657.37	1,871.45	88,528.82
12/18/2017	Paydown	43814RAB2	4,140,000.00	Honda Auto Receivables 2016-4 A2 1.04% Due 4/18/2019	300,134.16	1,596.12	301,730.28
12/20/2017	Interest	3135G0ZE6	5,300,000.00	FNMA Note 1.75% Due 6/20/2019	0.00	46,375.00	46,375.00
12/21/2017	Paydown	43813NAC0	1,735,717.14	Honda Auto Receivables 2015-2 A3 1.04% Due 2/21/2019	91,379.57	989.86	92,369.43
12/21/2017	Paydown	43814TAB8	2,060,000.00	Honda Auto Receivables 2017-1 A2 1.42% Due 7/22/2019	75,639.58	1,902.93	77,542.51
12/22/2017	Interest	3135G0D75	6,400,000.00	FNMA Note 1.5% Due 6/22/2020	0.00	48,000.00	48,000.00
Dec 2017					7,008,830.35	206,557.87	7,215,388.22
01/05/2018	Interest	3135G0S38	6,400,000.00	FNMA Note 2% Due 1/5/2022	0.00	64,000.00	64,000.00
01/06/2018	Interest	24422ETL3	4,875,000.00	John Deere Capital Corp Note 2.65% Due 1/6/2022	0.00	64,593.75	64,593.75
01/12/2018	Maturity	3137EADN6	900,000.00	FHLMC Note 0.75% Due 1/12/2018	900,000.00	3,375.00	903,375.00
01/12/2018	Maturity	89236TCA1	2,955,000.00	Toyota Motor Credit Corp Note 1.45% Due 1/12/2018	2,955,000.00	21,423.75	2,976,423.75
01/13/2018	Interest	3137EADB2	6,400,000.00	FHLMC Note 2.375% Due 1/13/2022	0.00	76,000.00	76,000.00
01/14/2018	Interest	3130A8QS5	2,800,000.00	FHLB Note 1.125% Due 7/14/2021	0.00	15,750.00	15,750.00
01/14/2018	Interest	36962G7G3	3,510,000.00	General Electric Capital Corp Note 2.3% Due 1/14/2019	0.00	40,365.00	40,365.00
01/15/2018	Paydown	43814QAC2	1,770,000.00	Honda Auto Receivables 2016-2 A3 1.39% Due 4/15/2020	49,985.94	1,646.82	51,632.76
01/15/2018	Paydown	47788MAC4	2,450,000.00	John Deere Owner Trust 2016-A A3 1.36% Due 4/15/2020	127,409.01	2,151.19	129,560.20
01/15/2018	Paydown	654747AB0	1,490,000.00	Nissan Auto Receivables 2017-A A2A 1.47% Due 1/15/2020	46,075.89	1,432.08	47,507.97
01/15/2018	Paydown	89231LAB3	2,675,000.00	Toyota Auto Receivables Owner 2016-D 1.06% Due 5/15/2019	125,207.30	1,514.16	126,721.46
01/15/2018	Paydown	47787XAB3	1,435,000.00	John Deere Owner Trust 2017-A A2 1.5% Due 10/15/2019	57,433.01	1,252.27	58,685.28
01/15/2018	Paydown	47788NAB4	2,537,621.30	John Deere Owner Trust 2016-B A2 1.09% Due 2/15/2019	120,197.42	1,546.10	121,743.52



Cash Flow Report

From 05/31/2017

Payment Date	Transaction Type	CUSIP	Quantity	Security Description	Principal Amount	Income	Total Amount
01/15/2018	Paydown	65478WAB1	1,805,729.56	Nissan Auto Receivables Owner 2016-C A2A 1.07% Due 5/15/2019	74,936.15	1,144.05	76,080.20
01/15/2018	Paydown	89236WAC2	1,253,663.15	Toyota Auto Receivables Owner 2015-A 1.12% Due 2/15/2019	126,513.16	232.16	126,745.32
01/15/2018	Paydown	89238MAB4	2,135,000.00	Toyota Auto Receivables Owner 2017-A 1.42% Due 9/16/2019	85,051.70	1,768.90	86,820.60
01/16/2018	Maturity	40428HPH9	3,600,000.00	HSBC USA Inc Note 1.625% Due 1/16/2018	3,600,000.00	29,250.00	3,629,250.00
01/17/2018	Interest	3137EAAE5	7,500,000.00	FHLMC Note 1.5% Due 1/17/2020	0.00	56,250.00	56,250.00
01/18/2018	Paydown	43814RAB2	4,140,000.00	Honda Auto Receivables 2016-4 A2 1.04% Due 4/18/2019	276,344.70	1,336.00	277,680.70
01/21/2018	Paydown	43813NAC0	1,735,717.14	Honda Auto Receivables 2015-2 A3 1.04% Due 2/21/2019	89,215.47	910.67	90,126.14
01/21/2018	Paydown	43814TAB8	2,060,000.00	Honda Auto Receivables 2017-1 A2 1.42% Due 7/22/2019	75,732.56	1,813.42	77,545.98
01/24/2018	Interest	91159HHP8	2,000,000.00	US Bancorp Note 2.625% Due 1/24/2022	0.00	26,250.00	26,250.00
01/30/2018	Interest	94974BGF1	5,160,000.00	Wells Fargo Corp Note 2.15% Due 1/30/2020	0.00	55,470.00	55,470.00
01/31/2018	Interest	912828N89	5,100,000.00	US Treasury Note 1.375% Due 1/31/2021	0.00	35,062.50	35,062.50
01/31/2018	Interest	912828TH3	6,700,000.00	US Treasury Note 0.875% Due 7/31/2019	0.00	29,312.50	29,312.50
Jan 2018					8,709,102.31	533,850.32	9,242,952.63
02/01/2018	Interest	3137EADK2	5,400,000.00	FHLMC Note 1.25% Due 8/1/2019	0.00	33,750.00	33,750.00
02/06/2018	Maturity	459200HZ7	3,440,000.00	IBM Corp Note 1.125% Due 2/6/2018	3,440,000.00	19,350.00	3,459,350.00
02/08/2018	Interest	594918BP8	2,980,000.00	Microsoft Callable Note Cont 7/8/21 1.55% Due 8/8/2021	0.00	23,095.00	23,095.00
02/11/2018	Interest	69371RN44	1,730,000.00	Paccar Financial Corp Note 1.65% Due 8/11/2021	0.00	14,272.50	14,272.50
02/12/2018	Interest	3137EAEC9	6,555,000.00	FHLMC Note 1.125% Due 8/12/2021	0.00	36,871.88	36,871.88
02/15/2018	Interest	084664CK5	1,905,000.00	Berkshire Hathaway Note 1.3% Due 8/15/2019	0.00	12,382.50	12,382.50
02/15/2018	Interest	22160KAG0	1,565,000.00	Costco Wholesale Corp Note 1.75% Due 2/15/2020	0.00	13,693.75	13,693.75
02/15/2018	Paydown	47787XAB3	1,435,000.00	John Deere Owner Trust 2017-A A2 1.5% Due 10/15/2019	56,314.15	1,180.48	57,494.63



Cash Flow Report

From 05/31/2017

Payment Date	Transaction Type	CUSIP	Quantity	Security Description	Principal Amount	Income	Total Amount
02/15/2018	Paydown	65478WAB1	1,805,729.56	Nissan Auto Receivables Owner 2016-C A2A 1.07% Due 5/15/2019	75,002.97	1,077.23	76,080.20
02/15/2018	Paydown	43814QAC2	1,770,000.00	Honda Auto Receivables 2016-2 A3 1.39% Due 4/15/2020	50,043.84	1,588.92	51,632.76
02/15/2018	Paydown	47788MAC4	2,450,000.00	John Deere Owner Trust 2016-A A3 1.36% Due 4/15/2020	123,148.36	2,006.79	125,155.15
02/15/2018	Paydown	47788NAB4	2,537,621.30	John Deere Owner Trust 2016-B A2 1.09% Due 2/15/2019	120,408.67	1,436.92	121,845.59
02/15/2018	Paydown	654747AB0	1,490,000.00	Nissan Auto Receivables 2017-A A2A 1.47% Due 1/15/2020	46,132.52	1,375.64	47,508.16
02/15/2018	Paydown	89231LAB3	2,675,000.00	Toyota Auto Receivables Owner 2016-D 1.06% Due 5/15/2019	122,180.72	1,403.56	123,584.28
02/15/2018	Paydown	89236WAC2	1,253,663.15	Toyota Auto Receivables Owner 2015-A 1.12% Due 2/15/2019	122,236.87	114.09	122,350.96
02/15/2018	Paydown	89238MAB4	2,135,000.00	Toyota Auto Receivables Owner 2017-A 1.42% Due 9/16/2019	83,443.00	1,668.26	85,111.26
02/17/2018	Interest	3135G0N82	6,500,000.00	FNMA Note 1.25% Due 8/17/2021	0.00	40,625.00	40,625.00
02/18/2018	Interest	3130A7CV5	6,450,000.00	FHLB Note 1.375% Due 2/18/2021	0.00	44,343.75	44,343.75
02/18/2018	Paydown	43814RAB2	4,140,000.00	Honda Auto Receivables 2016-4 A2 1.04% Due 4/18/2019	252,518.28	1,096.51	253,614.79
02/19/2018	Interest	3135G0ZA4	3,700,000.00	FNMA Note 1.875% Due 2/19/2019	0.00	34,687.50	34,687.50
02/21/2018	Paydown	43813NAC0	1,735,717.14	Honda Auto Receivables 2015-2 A3 1.04% Due 2/21/2019	87,048.52	833.35	87,881.87
02/21/2018	Paydown	43814TAB8	2,060,000.00	Honda Auto Receivables 2017-1 A2 1.42% Due 7/22/2019	75,825.65	1,723.80	77,549.45
02/26/2018	Interest	3135G0J20	6,400,000.00	FNMA Note 1.375% Due 2/26/2021	0.00	44,000.00	44,000.00
02/28/2018	Interest	912828B90	6,000,000.00	US Treasury Note 2% Due 2/28/2021	0.00	60,000.00	60,000.00
02/28/2018	Interest	912828L32	6,700,000.00	US Treasury Note 1.375% Due 8/31/2020	0.00	46,062.50	46,062.50
02/28/2018	Interest	912828J43	6,900,000.00	US Treasury Note 1.75% Due 2/28/2022	0.00	60,375.00	60,375.00
02/28/2018	Interest	912828UQ1	5,925,000.00	US Treasury Note 1.25% Due 2/29/2020	0.00	37,031.25	37,031.25
Feb 2018					4,654,303.55	536,046.18	5,190,349.73
03/01/2018	Interest	30231GAV4	4,493,000.00	Exxon Mobil Corp Callable Note Cont 2/1/2021 2.222% Due 3/1/2021	0.00	49,917.23	49,917.23



Cash Flow Report

From 05/31/2017

Payment Date	Transaction Type	CUSIP	Quantity	Security Description	Principal Amount	Income	Total Amount
03/01/2018	Interest	17275RAR3	2,395,000.00	Cisco Systems Note 2.125% Due 3/1/2019	0.00	25,446.89	25,446.89
03/02/2018	Maturity	166764AV2	1,350,000.00	Chevron Corp Note 1.365% Due 3/2/2018	1,350,000.00	9,213.75	1,359,213.75
03/09/2018	Maturity	313378A43	5,285,000.00	FHLB Note 1.375% Due 3/9/2018	5,285,000.00	36,334.38	5,321,334.38
03/10/2018	Maturity	808513AK1	3,635,000.00	Charles Schwab Corp Callable Note Cont 2/10/2018 1.5% Due 3/10/2018	3,635,000.00	27,262.50	3,662,262.50
03/11/2018	Interest	06406HCW7	3,975,000.00	Bank of New York Callable Note Cont 8/11/2019 2.3% Due 9/11/2019	0.00	45,712.50	45,712.50
03/12/2018	Interest	3135G0ZG1	5,300,000.00	FNMA Note 1.75% Due 9/12/2019	0.00	46,375.00	46,375.00
03/15/2018	Interest	68389XBK0	4,100,000.00	Oracle Corp Callable Note Cont 8/01/21 1.9% Due 9/15/2021	0.00	38,950.00	38,950.00
03/15/2018	Paydown	89238MAB4	2,135,000.00	Toyota Auto Receivables Owner 2017-A 1.42% Due 9/16/2019	81,831.29	1,569.52	83,400.81
03/15/2018	Paydown	47787XAB3	1,435,000.00	John Deere Owner Trust 2017-A A2 1.5% Due 10/15/2019	55,193.20	1,110.09	56,303.29
03/15/2018	Paydown	47788NAB4	2,537,621.30	John Deere Owner Trust 2016-B A2 1.09% Due 2/15/2019	120,620.29	1,327.54	121,947.83
03/15/2018	Paydown	65478WAB1	1,805,729.56	Nissan Auto Receivables Owner 2016-C A2A 1.07% Due 5/15/2019	75,069.85	1,010.35	76,080.20
03/15/2018	Paydown	43814QAC2	1,770,000.00	Honda Auto Receivables 2016-2 A3 1.39% Due 4/15/2020	50,101.81	1,530.95	51,632.76
03/15/2018	Paydown	47788MAC4	2,450,000.00	John Deere Owner Trust 2016-A A3 1.36% Due 4/15/2020	118,870.15	1,867.22	120,737.37
03/15/2018	Paydown	654747AB0	1,490,000.00	Nissan Auto Receivables 2017-A A2A 1.47% Due 1/15/2020	46,189.22	1,319.13	47,508.35
03/15/2018	Paydown	89231LAB3	2,675,000.00	Toyota Auto Receivables Owner 2016-D 1.06% Due 5/15/2019	119,150.09	1,295.63	120,445.72
03/18/2018	Paydown	43814RAB2	4,140,000.00	Honda Auto Receivables 2016-4 A2 1.04% Due 4/18/2019	228,654.90	877.66	229,532.56
03/21/2018	Paydown	43813NAC0	1,735,717.14	Honda Auto Receivables 2015-2 A3 1.04% Due 2/21/2019	84,878.69	757.91	85,636.60
03/21/2018	Paydown	43814TAB8	2,060,000.00	Honda Auto Receivables 2017-1 A2 1.42% Due 7/22/2019	75,918.85	1,634.08	77,552.93
03/31/2018	Interest	912828J84	6,350,000.00	US Treasury Note 1.375% Due 3/31/2020	0.00	43,656.25	43,656.25
03/31/2018	Interest	912828Q37	6,500,000.00	US Treasury Note 1.25% Due 3/31/2021	0.00	40,625.00	40,625.00



Cash Flow Report

From 05/31/2017

Payment Date	Transaction Type	CUSIP	Quantity	Security Description	Principal Amount	Income	Total Amount
03/31/2018	Interest	912828T34	6,550,000.00	US Treasury Note 1.125% Due 9/30/2021	0.00	36,843.75	36,843.75
Mar 2018					11,326,478.34	414,637.33	11,741,115.67
04/02/2018	Interest	3137EADM8	5,350,000.00	FHLMC Note 1.25% Due 10/2/2019	0.00	33,437.50	33,437.50
04/07/2018	Interest	3135G0Q89	1,150,000.00	FNMA Note 1.375% Due 10/7/2021	0.00	7,906.25	7,906.25
04/10/2018	Interest	02665WAC5	1,950,000.00	American Honda Finance Note 2.125% Due 10/10/2018	0.00	20,718.76	20,718.76
04/11/2018	Maturity	931142DF7	1,045,000.00	Wal-Mart Stores Note 1.125% Due 4/11/2018	1,045,000.00	5,878.13	1,050,878.13
04/15/2018	Interest	880591EQ1	3,775,000.00	Tennessee Valley Authority Note 1.75% Due 10/15/2018	0.00	33,031.25	33,031.25
04/15/2018	Paydown	47787XAB3	1,435,000.00	John Deere Owner Trust 2017-A A2 1.5% Due 10/15/2019	54,070.15	1,041.10	55,111.25
04/15/2018	Paydown	65478WAB1	1,805,729.56	Nissan Auto Receivables Owner 2016-C A2A 1.07% Due 5/15/2019	75,136.79	943.41	76,080.20
04/15/2018	Paydown	43814QAC2	1,770,000.00	Honda Auto Receivables 2016-2 A3 1.39% Due 4/15/2020	50,159.84	1,472.92	51,632.76
04/15/2018	Paydown	47788MAC4	2,450,000.00	John Deere Owner Trust 2016-A A3 1.36% Due 4/15/2020	114,574.33	1,732.50	116,306.83
04/15/2018	Paydown	47788NAB4	2,537,621.30	John Deere Owner Trust 2016-B A2 1.09% Due 2/15/2019	120,832.28	1,217.98	122,050.26
04/15/2018	Paydown	654747AB0	1,490,000.00	Nissan Auto Receivables 2017-A A2A 1.47% Due 1/15/2020	46,245.99	1,262.55	47,508.54
04/15/2018	Paydown	89231LAB3	2,675,000.00	Toyota Auto Receivables Owner 2016-D 1.06% Due 5/15/2019	116,115.40	1,190.38	117,305.78
04/15/2018	Paydown	89238MAB4	2,135,000.00	Toyota Auto Receivables Owner 2017-A 1.42% Due 9/16/2019	80,216.57	1,472.68	81,689.25
04/18/2018	Paydown	43814RAB2	4,140,000.00	Honda Auto Receivables 2016-4 A2 1.04% Due 4/18/2019	204,754.48	679.49	205,433.97
04/20/2018	Interest	3137EAEF2	6,500,000.00	FHLMC Note 1.375% Due 4/20/2020	0.00	44,687.50	44,687.50
04/21/2018	Paydown	43813NAC0	1,735,717.14	Honda Auto Receivables 2015-2 A3 1.04% Due 2/21/2019	82,705.98	684.35	83,390.33
04/21/2018	Paydown	43814TAB8	2,060,000.00	Honda Auto Receivables 2017-1 A2 1.42% Due 7/22/2019	76,012.17	1,544.24	77,556.41
04/25/2018	Interest	91159HHH6	4,025,000.00	US Bancorp Callable Note Cont 3/25/2019 2.2% Due 4/25/2019	0.00	44,275.00	44,275.00
04/25/2018	Maturity	3130A4GJ5	3,335,000.00	FHLB Note 1.125% Due 4/25/2018	3,335,000.00	18,759.37	3,353,759.37



Cash Flow Report

From 05/31/2017

Payment Date	Transaction Type	CUSIP	Quantity	Security Description	Principal Amount	Income	Total Amount
04/30/2018	Interest	912828L99	6,400,000.00	US Treasury Note 1.375% Due 10/31/2020	0.00	44,000.00	44,000.00
04/30/2018	Interest	912828ST8	5,350,000.00	US Treasury Note 1.25% Due 4/30/2019	0.00	33,437.50	33,437.50
04/30/2018	Maturity	713448CR7	2,520,000.00	PepsiCo Inc Note 1.25% Due 4/30/2018	2,520,000.00	15,750.00	2,535,750.00
Apr 2018					7,920,823.98	315,122.86	8,235,946.84
05/01/2018	Interest	3137EADR7	2,200,000.00	FHLMC Note 1.375% Due 5/1/2020	0.00	15,125.00	15,125.00
05/03/2018	Interest	00440EAT4	4,045,000.00	ACE INA Holdings Inc Callable Note Cont 10/3/2020 2.3% Due 11/3/2020	0.00	46,517.50	46,517.50
05/03/2018	Interest	594918BG8	1,515,000.00	Microsoft Callable Note Cont. 10/03/20 2% Due 11/3/2020	0.00	15,150.00	15,150.00
05/03/2018	Maturity	037833AJ9	3,000,000.00	Apple Inc Note 1% Due 5/3/2018	3,000,000.00	15,000.00	3,015,000.00
05/06/2018	Interest	3135G0K69	5,900,000.00	FNMA Note 1.25% Due 5/6/2021	0.00	36,875.00	36,875.00
05/07/2018	Interest	74005PBH6	2,990,000.00	Praxair Note 1.25% Due 11/7/2018	0.00	18,687.50	18,687.50
05/15/2018	Interest	91159HHE3	265,000.00	US Bancorp Callable Note Cont 10/15/2018 1.95% Due 11/15/2018	0.00	2,583.75	2,583.75
05/15/2018	Paydown	43814QAC2	1,770,000.00	Honda Auto Receivables 2016-2 A3 1.39% Due 4/15/2020	50,217.95	1,414.81	51,632.76
05/15/2018	Paydown	47788MAC4	2,450,000.00	John Deere Owner Trust 2016-A A3 1.36% Due 4/15/2020	110,260.83	1,602.65	111,863.48
05/15/2018	Paydown	89231LAB3	2,675,000.00	Toyota Auto Receivables Owner 2016-D 1.06% Due 5/15/2019	113,076.64	1,087.82	114,164.46
05/15/2018	Paydown	47787XAB3	1,435,000.00	John Deere Owner Trust 2017-A A2 1.5% Due 10/15/2019	52,945.00	973.51	53,918.51
05/15/2018	Paydown	47788NAB4	2,537,621.30	John Deere Owner Trust 2016-B A2 1.09% Due 2/15/2019	121,044.64	1,108.23	122,152.87
05/15/2018	Paydown	654747AB0	1,490,000.00	Nissan Auto Receivables 2017-A A2A 1.47% Due 1/15/2020	46,302.84	1,205.90	47,508.74
05/15/2018	Paydown	65478WAB1	1,805,729.56	Nissan Auto Receivables Owner 2016-C A2A 1.07% Due 5/15/2019	75,203.78	876.42	76,080.20
05/15/2018	Paydown	89238MAB4	2,135,000.00	Toyota Auto Receivables Owner 2017-A 1.42% Due 9/16/2019	78,598.81	1,377.76	79,976.57
05/18/2018	Paydown	43814RAB2	4,140,000.00	Honda Auto Receivables 2016-4 A2 1.04% Due 4/18/2019	180,816.98	502.04	181,319.02



Cash Flow Report

From 05/31/2017

Payment Date	Transaction Type	CUSIP	Quantity	Security Description	Principal Amount	Income	Total Amount
05/19/2018	Interest	857477AV5	2,380,000.00	State Street Bank Note 1.95% Due 5/19/2021	0.00	23,205.00	23,205.00
05/20/2018	Interest	747525AD5	4,675,000.00	Qualcomm Inc Note 2.25% Due 5/20/2020	0.00	52,593.75	52,593.75
05/21/2018	Paydown	43813NAC0	1,735,717.14	Honda Auto Receivables 2015-2 A3 1.04% Due 2/21/2019	80,530.40	612.67	81,143.07
05/21/2018	Paydown	43814TAB8	2,060,000.00	Honda Auto Receivables 2017-1 A2 1.42% Due 7/22/2019	76,105.60	1,454.29	77,559.89
05/30/2018	Interest	3135G0F73	6,400,000.00	FNMA Note 1.5% Due 11/30/2020	0.00	48,000.00	48,000.00
05/30/2018	Interest	3137EADG1	5,275,000.00	FHLMC Note 1.75% Due 5/30/2019	0.00	46,156.25	46,156.25
05/31/2018	Interest	912828VF4	3,000,000.00	US Treasury Note 1.375% Due 5/31/2020	0.00	20,625.00	20,625.00
05/31/2018	Interest	912828UB4	6,475,000.00	US Treasury Note 1% Due 11/30/2019	0.00	32,375.00	32,375.00
May 2018					3,985,103.47	385,109.85	4,370,213.32
Total					102,061,796.53	4,952,477.84	107,014,274.37

Stockton Consolidated Portfolio Periodic Total Return		
	%	US \$
1 Month	0.20%	989,763.53
3 Month	0.55%	2,569,024.51
1 Year	0.74%	3,640,504.72
2 Year	2.02%	8,587,060.80