

Monthly Account Statement

City of Stockton Consolidated

February 1, 2017 through February 28, 2017

Chandler Team

For questions about your account,
please call (800) 317-4747 or
Email operations@chandlerasset.com

Custodian

Union Bank N.A.
Tina Guzman
(619)-230-3547

Information contained herein is confidential. We urge you to compare this statement to the one you receive from your qualified custodian. Prices are provided by IDC, an independent pricing source.



PORTFOLIO CHARACTERISTICS

Average Duration	1.77
Average Coupon	1.21 %
Average Purchase YTM	1.26 %
Average Market YTM	1.28 %
Average S&P/Moody Rating	AA+/Aa1
Average Final Maturity	1.93 yrs
Average Life	1.83 yrs

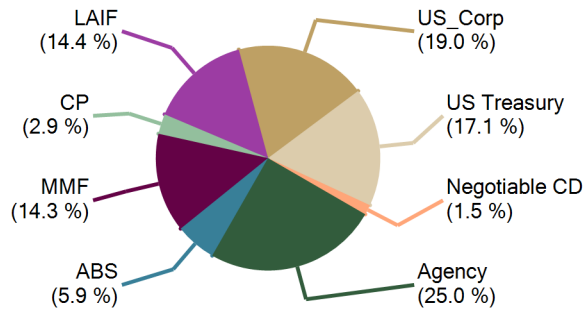
ACCOUNT SUMMARY

	Beg. Values as of 1/31/17	End Values as of 2/28/17
Market Value	433,611,104	449,722,025
Accrued Interest	1,203,059	1,139,980
Total Market Value	434,814,163	450,862,005
Income Earned	434,176	439,090
Cont/WD		15,334,761
Par	435,380,925	451,183,715
Book Value	434,555,600	450,419,180
Cost Value	434,236,847	450,100,348

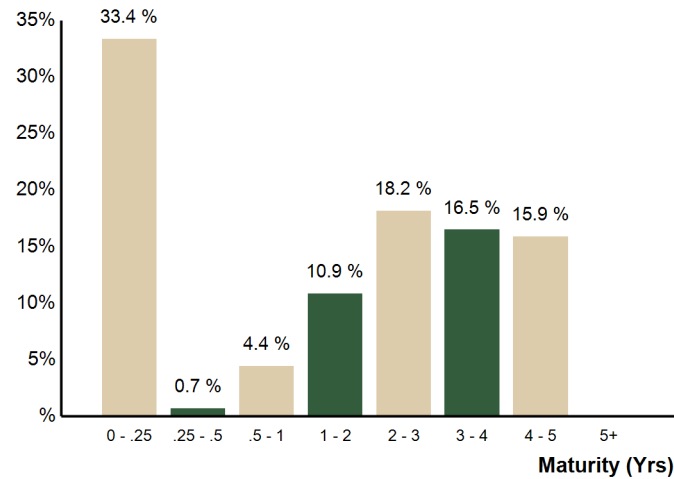
TOP ISSUERS

Issuer	% Portfolio
Government of United States	17.1 %
Local Agency Investment Fund	14.4 %
Wells Fargo Advantage Govt #175	13.8 %
Federal National Mortgage Assoc	11.8 %
Federal Home Loan Mortgage Corp	7.1 %
Federal Home Loan Bank	4.5 %
Honda ABS	2.0 %
John Deere ABS	1.5 %
	72.3 %

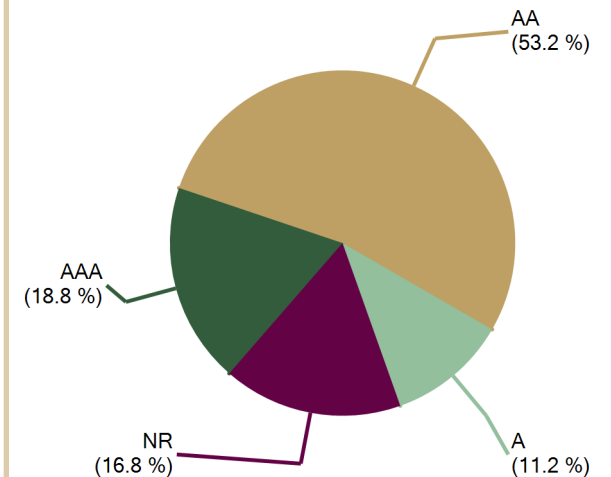
SECTOR ALLOCATION



MATURITY DISTRIBUTION



CREDIT QUALITY (S&P)



PERFORMANCE REVIEW

Total Rate of Return As of 2/28/2017	Current Month	Latest 3 Months	Year To Date	1 Yr	Annualized			7/31/2007	Since 7/31/2007
					3 Yrs	5 Yrs	10 Yrs		
City of Stockton Consolidated	0.16 %	0.36 %	0.31 %	0.46 %	0.92 %	0.83 %	N/A	2.29 %	24.20 %



City of Stockton Consolidated
February 28, 2017

COMPLIANCE WITH INVESTMENT POLICY

This portfolio is a consolidation of assets managed by Chandler Asset Management and assets managed internally by Client. Chandler relies on Client to provide accurate information for reporting assets and producing this compliance statement.

Category	Standard	Comment
Local Agency Bonds	No Limitation; 5 year maximum maturity	Complies
Treasury Issues	No Limitation; 10 year maximum maturity	Complies
Agency Issues	No Limitation; 10 year maximum maturity	Complies
Banker's Acceptances	40% maximum; <180 days maturity	Complies
Commercial Paper	25% maximum; <270 days maturity; A-1/P-1/F-1 minimum ratings	Complies
Negotiable Certificates of Deposit	30% maximum; 5 years maximum maturity	Complies
Repurchase Agreements	No limitation; 1 year maximum maturity	Complies
Reverse Repurchase Agreements	20% maximum; <92 days maturity	Complies
Medium Term Notes	30% maximum; 5 years maximum maturity; A-rated or better	Complies
Money Market Mutual Funds	AAA/Aaa rated by two NRSRO; 20% maximum	Complies
Collateralized Certificates of Deposits	5 years maximum maturity	Complies
Time Deposits	5 years maximum maturity	Complies
Mortgage Pass-through and Asset Backed Securities	20% maximum; AA-rated issue; A-rated issuer	Complies
Local Agency Investment Fund - LAIF	Program limitation	Complies
Per issuer maximum	5% per issuer; except for Treasury, Agency issuers and money market funds	Complies
Maximum maturity	5 years; except 15% of assets can have a max. maturity of between 5 and 10 years	Complies



Holdings Report

As of 2/28/17

CUSIP	Security Description	Par Value/Units	Purchase Date Book Yield	Cost Value Book Value	Mkt Price Mkt YTM	Market Value Accrued Int.	% of Port. Gain/Loss	Moody/S&P Fitch	Maturity Duration
ABS									
89231MAC9	Toyota Auto Receivables Owner 2014-A 0.67% Due 12/15/2017	41,455.58	Various 0.70 %	41,442.43 41,455.58	100.00 0.86 %	41,453.63 12.34	0.01 % (1.95)	Aaa / AAA NR	0.79 0.02
89231TAB6	Toyota Auto Receivables Owner 2015-C 0.92% Due 2/15/2018	186,679.93	08/18/2015 0.93 %	186,664.92 186,674.10	100.00 1.00 %	186,672.84 76.33	0.04 % (1.26)	Aaa / AAA NR	0.96 0.05
43814GAC4	Honda Auto Receivables 2014-2 A3 0.77% Due 3/19/2018	249,082.28	05/13/2014 0.78 %	249,052.34 249,080.14	99.94 1.15 %	248,931.83 69.26	0.06 % (148.31)	Aaa / AAA NR	1.05 0.16
47787VAC5	John Deere Owner Trust 2014-A A3 0.92% Due 4/16/2018	310,941.67	Various 0.92 %	310,962.17 310,942.68	99.96 1.18 %	310,819.47 127.14	0.07 % (123.21)	Aaa / NR AAA	1.13 0.15
43814HAC2	Honda Auto Receivables 2014-3 A3 0.88% Due 6/15/2018	434,440.67	08/12/2014 0.89 %	434,356.87 434,429.92	99.93 1.19 %	434,139.17 169.91	0.10 % (290.75)	NR / AAA AAA	1.29 0.22
477877AD6	John Deere Owner Trust 2014-B A3 1.07% Due 11/15/2018	1,262,520.12	Various 1.07 %	1,262,475.57 1,262,510.59	99.95 1.24 %	1,261,867.39 600.40	0.28 % (643.20)	Aaa / NR AAA	1.71 0.32
89236WAC2	Toyota Auto Receivables Owner 2015-A 1.12% Due 2/15/2019	1,710,765.93	Various 1.19 %	1,709,557.56 1,710,266.34	99.93 1.28 %	1,709,513.65 851.58	0.38 % (752.69)	Aaa / AAA NR	1.96 0.47
47788NAB4	John Deere Owner Trust 2016-B A2 1.09% Due 2/15/2019	2,915,000.00	07/19/2016 1.10 %	2,914,822.19 2,914,863.55	99.89 1.30 %	2,911,691.48 1,412.16	0.65 % (3,172.07)	Aaa / NR AAA	1.96 0.54
43813NAC0	Honda Auto Receivables 2015-2 A3 1.04% Due 2/21/2019	2,352,615.31	Various 1.12 %	2,349,995.92 2,351,111.88	99.88 1.27 %	2,349,815.70 679.64	0.52 % (1,296.18)	NR / AAA AAA	1.98 0.52
43814RAB2	Honda Auto Receivables 2016-4 A2 1.04% Due 4/18/2019	4,140,000.00	10/18/2016 1.05 %	4,139,884.49 4,139,900.70	99.72 1.41 %	4,128,577.74 1,554.80	0.92 % (11,322.96)	NR / AAA AAA	2.13 0.75
65478WAB1	Nissan Auto Receivables Owner 2016-C A2A 1.07% Due 5/15/2019	2,040,000.00	08/02/2016 1.08 %	2,039,919.62 2,039,935.81	99.85 1.31 %	2,036,978.76 970.13	0.45 % (2,957.05)	Aaa / NR AAA	2.21 0.61
89231LAB3	Toyota Auto Receivables Owner 2016-D 1.06% Due 5/15/2019	2,675,000.00	10/04/2016 1.07 %	2,674,786.00 2,674,817.70	99.80 1.34 %	2,669,521.60 1,260.22	0.59 % (5,296.10)	Aaa / AAA NR	2.21 0.73
161571HH0	Chase CHAIT Pool #2016-A7 1.06% Due 9/16/2019	4,140,000.00	09/06/2016 1.08 %	4,139,643.13 4,139,807.47	99.92 1.21 %	4,136,795.64 1,950.40	0.92 % (3,011.83)	Aaa / AAA AAA	2.55 0.52
47788MAC4	John Deere Owner Trust 2016-A A3 1.36% Due 4/15/2020	2,450,000.00	02/23/2016 1.37 %	2,449,614.37 2,449,707.64	99.73 1.56 %	2,443,318.85 1,480.89	0.54 % (6,388.79)	Aaa / NR AAA	3.13 1.26
43814QAC2	Honda Auto Receivables 2016-2 A3 1.39% Due 4/15/2020	1,770,000.00	05/24/2016 1.40 %	1,769,965.66 1,769,972.31	99.76 1.57 %	1,765,672.35 1,093.47	0.39 % (4,299.96)	Aaa / NR AAA	3.13 1.40
Total ABS		26,678,501.49	1.12 %	26,673,143.24 26,675,476.41	1.34 %	26,635,770.10 12,308.67	5.91 % (39,706.31)	Aaa / AAA AAA	2.26 0.68
AGENCY									
3133EAY28	FFCB Note 0.83% Due 9/21/2017	3,115,000.00	Various 0.79 %	3,120,957.00 3,115,668.07	100.07 0.71 %	3,117,140.01 11,490.88	0.69 % 1,471.94	Aaa / AA+ AAA	0.56 0.56
3137EADN6	FHLMC Note 0.75% Due 1/12/2018	900,000.00	07/28/2015 0.94 %	895,839.30 898,531.25	99.88 0.89 %	898,899.30 918.75	0.20 % 368.05	Aaa / AA+ AAA	0.87 0.87
313378A43	FHLB Note 1.375% Due 3/9/2018	5,285,000.00	Various 1.30 %	5,286,263.15 5,288,790.10	100.42 0.97 %	5,307,096.59 34,719.51	1.18 % 18,306.49	Aaa / AA+ AAA	1.02 1.02



Holdings Report

As of 2/28/17

CUSIP	Security Description	Par Value/Units	Purchase Date Book Yield	Cost Value Book Value	Mkt Price Mkt YTM	Market Value Accrued Int.	% of Port. Gain/Loss	Moody/S&P Fitch	Maturity Duration
AGENCY									
3130A4GJ5	FHLB Note 1.125% Due 4/25/2018	3,335,000.00	Various 1.11 %	3,335,916.76 3,335,405.47	100.09 1.04 %	3,338,154.91 13,131.56	0.74 % 2,749.44	Aaa / AA+ AAA	1.15 1.14
880591EQ1	Tennessee Valley Authority Note 1.75% Due 10/15/2018	3,775,000.00	Various 1.59 %	3,803,947.65 3,784,671.73	100.83 1.23 %	3,806,283.44 24,956.94	0.85 % 21,611.71	Aaa / AA+ AAA	1.63 1.59
313376BR5	FHLB Note 1.75% Due 12/14/2018	2,500,000.00	01/29/2014 1.62 %	2,515,350.00 2,505,634.37	100.88 1.25 %	2,521,882.50 9,357.64	0.56 % 16,248.13	Aaa / AA+ AAA	1.79 1.76
3135G0ZA4	FNMA Note 1.875% Due 2/19/2019	3,700,000.00	Various 1.71 %	3,727,352.70 3,711,394.02	101.12 1.30 %	3,741,358.60 2,312.50	0.83 % 29,964.58	Aaa / AA+ AAA	1.98 1.93
3137EADG1	FHLMC Note 1.75% Due 5/30/2019	5,275,000.00	Various 1.62 %	5,303,450.18 5,290,107.32	100.85 1.36 %	5,320,053.78 23,334.55	1.19 % 29,946.46	Aaa / AA+ AAA	2.25 2.19
3135G0ZE6	FNMA Note 1.75% Due 6/20/2019	5,300,000.00	Various 1.56 %	5,341,513.00 5,322,312.78	100.84 1.38 %	5,344,668.40 18,292.36	1.19 % 22,355.62	Aaa / AA+ AAA	2.31 2.25
3137EADK2	FHLMC Note 1.25% Due 8/1/2019	5,400,000.00	Various 1.73 %	5,282,340.35 5,339,669.76	99.58 1.43 %	5,377,411.80 5,625.00	1.19 % 37,742.04	Aaa / AA+ AAA	2.42 2.38
3135G0ZG1	FNMA Note 1.75% Due 9/12/2019	5,300,000.00	Various 1.67 %	5,318,673.00 5,310,542.03	100.81 1.43 %	5,342,771.00 43,540.98	1.19 % 32,228.97	Aaa / AA+ AAA	2.54 2.46
3137EADM8	FHLMC Note 1.25% Due 10/2/2019	5,350,000.00	Various 1.71 %	5,239,378.60 5,288,627.41	99.42 1.48 %	5,319,098.40 27,678.82	1.19 % 30,470.99	Aaa / AA+ AAA	2.59 2.53
3137EADR7	FHLMC Note 1.375% Due 5/1/2020	2,200,000.00	08/26/2015 1.56 %	2,182,030.40 2,187,834.51	99.31 1.60 %	2,184,789.20 10,083.33	0.49 % (3,045.31)	Aaa / AA+ AAA	3.17 3.08
3135G0D75	FNMA Note 1.5% Due 6/22/2020	6,400,000.00	Various 1.74 %	6,327,449.80 6,351,645.30	99.62 1.62 %	6,375,699.20 18,400.00	1.42 % 24,053.90	Aaa / AA+ AAA	3.32 3.21
3135G0F73	FNMA Note 1.5% Due 11/30/2020	6,400,000.00	Various 1.87 %	6,288,644.00 6,315,775.28	99.15 1.73 %	6,345,504.00 24,266.67	1.41 % 29,728.72	Aaa / AA+ AAA	3.76 3.62
3130A7CV5	FHLB Note 1.375% Due 2/18/2021	6,450,000.00	Various 1.45 %	6,426,116.60 6,431,035.39	98.49 1.77 %	6,352,521.15 3,202.60	1.41 % (78,514.24)	Aaa / AA+ AAA	3.98 3.84
3135G0J20	FNMA Note 1.375% Due 2/26/2021	6,400,000.00	02/26/2016 1.41 %	6,388,224.00 6,390,586.95	98.37 1.80 %	6,295,475.20 1,222.22	1.40 % (95,111.75)	Aaa / AA+ AAA	4.00 3.86
3135G0K69	FNMA Note 1.25% Due 5/6/2021	5,900,000.00	06/29/2016 1.18 %	5,920,060.00 5,917,296.23	97.75 1.81 %	5,766,966.80 23,559.03	1.28 % (150,329.43)	Aaa / AA+ AAA	4.19 4.04
3130A8QS5	FHLB Note 1.125% Due 7/14/2021	2,800,000.00	10/04/2016 1.33 %	2,774,128.00 2,776,296.38	97.00 1.84 %	2,715,955.20 4,112.50	0.60 % (60,341.18)	Aaa / AA+ AAA	4.38 4.24
3137EAEC9	FHLMC Note 1.125% Due 8/12/2021	6,555,000.00	Various 1.31 %	6,496,403.95 6,502,071.78	96.68 1.91 %	6,337,439.55 3,892.03	1.41 % (164,632.23)	Aaa / AA+ AAA	4.45 4.31
3135G0N82	FNMA Note 1.25% Due 8/17/2021	6,500,000.00	10/04/2016 1.37 %	6,464,854.50 6,467,743.71	97.17 1.91 %	6,315,829.00 3,159.72	1.40 % (151,914.71)	Aaa / AA+ AAA	4.47 4.32
3135G0Q89	FNMA Note 1.375% Due 10/7/2021	1,150,000.00	10/27/2016 1.50 %	1,142,996.50 1,143,477.63	97.59 1.92 %	1,122,240.15 6,325.00	0.25 % (21,237.48)	Aaa / AA+ AAA	4.61 4.41
3135G0S38	FNMA Note 2% Due 1/5/2022	6,400,000.00	01/11/2017 2.02 %	6,395,040.00 6,395,170.89	100.07 1.99 %	6,404,339.20 18,488.89	1.42 % 9,168.31	Aaa / AA+ AAA	4.85 4.59



Holdings Report

As of 2/28/17

CUSIP	Security Description	Par Value/Units	Purchase Date Book Yield	Cost Value Book Value	Mkt Price Mkt YTM	Market Value Accrued Int.	% of Port. Gain/Loss	Moody/S&P Fitch	Maturity Duration
AGENCY									
3137EADB2	FHLMC Note 2.375% Due 1/13/2022	6,400,000.00	01/27/2017 2.03 %	6,502,188.80 6,500,494.13	101.93 1.96 %	6,523,660.80 20,266.67	1.45 % 23,166.67	Aaa / AA+ AAA	4.88 4.58
Total Agency		112,790,000.00	1.55 %	112,479,118.24 112,570,782.49	1.58 %	112,175,238.18 352,338.15	24.96 % (395,544.31)	Aaa / AA+ AAA	3.19 3.07
COMMERCIAL PAPER									
06538BQ63	Bank of Tokyo Mitsubishi NY Discount CP 1.03% Due 3/6/2017	6,505,000.00	10/26/2016 1.05 %	6,480,805.04 6,504,069.42	99.99 1.05 %	6,504,069.42 0.00	1.44 % 0.00	P-1 / A-1 NR	0.02 0.02
21687AQU0	Rabobank Nederland NV NY Discount CP 1.12% Due 3/28/2017	6,525,000.00	09/27/2016 1.14 %	6,488,257.01 6,519,519.00	99.92 1.14 %	6,519,519.00 0.00	1.45 % 0.00	P-1 / A-1 NR	0.08 0.08
Total Commercial Paper		13,030,000.00	1.10 %	12,969,062.05 13,023,588.42	1.10 %	13,023,588.42 0.00	2.89 % 0.00	Aaa / AA NR	0.05 0.05
LAIF									
90LAIF\$00	Local Agency Investment Fund State Pool	65,000,000.00	Various 0.78 %	65,000,000.00 65,000,000.00	1.00 0.78 %	65,000,000.00 81,184.60	14.43 % 0.00	NR / NR NR	0.00 0.00
Total LAIF		65,000,000.00	0.78 %	65,000,000.00 65,000,000.00	0.78 %	65,000,000.00 81,184.60	14.43 % 0.00	NR / NR NR	0.00 0.00
MONEY MARKET FUND FI									
94975P405	Wells Fargo Adv Govt #1751 Money Market Fund	62,318,940.06	Various 0.41 %	62,318,940.06 62,318,940.06	1.00 0.41 %	62,318,940.06 0.00	13.82 % 0.00	Aaa / AAA NR	0.00 0.00
60934N104	Federated Investors Government Obligations Fund	2,048,273.46	Various 0.44 %	2,048,273.46 2,048,273.46	1.00 0.44 %	2,048,273.46 0.00	0.45 % 0.00	Aaa / AAA NR	0.00 0.00
Total Money Market Fund FI		64,367,213.52	0.41 %	64,367,213.52 64,367,213.52	0.41 %	64,367,213.52 0.00	14.28 % 0.00	Aaa / AAA NR	0.00 0.00
NEGOTIABLE CD									
06417GNP9	Bank of Nova Scotia Yankee CD 1.26% Due 3/1/2017	6,500,000.00	08/29/2016 1.26 %	6,499,998.57 6,500,000.00	100.00 1.26 %	6,500,000.00 41,860.00	1.45 % 0.00	P-1 / A-1 F-1+	0.00 0.00
Total Negotiable CD		6,500,000.00	1.26 %	6,499,998.57 6,500,000.00	1.26 %	6,500,000.00 41,860.00	1.45 % 0.00	Aaa / AA AAA	0.00 0.00



Holdings Report

As of 2/28/17

CUSIP	Security Description	Par Value/Units	Purchase Date Book Yield	Cost Value Book Value	Mkt Price Mkt YTM	Market Value Accrued Int.	% of Port. Gain/Loss	Moody/S&P Fitch	Maturity Duration
US CORPORATE									
69371RK54	Paccar Financial Corp Note 1.6% Due 3/15/2017	830,000.00	03/10/2015 1.08 %	838,507.50 830,162.49	100.03 0.98 %	830,238.21 6,123.56	0.19 % 75.72	A1 / A+ NR	0.04 0.05
717081DJ9	Pfizer Inc. Note 1.1% Due 5/15/2017	685,000.00	05/12/2014 1.13 %	684,397.20 684,958.75	100.03 0.97 %	685,189.06 2,218.64	0.15 % 230.31	A1 / AA A+	0.21 0.21
913017BU2	United Tech Corp Note 1.8% Due 6/1/2017	3,120,000.00	Various 1.07 %	3,163,696.80 3,125,694.38	100.17 1.12 %	3,125,438.16 14,040.00	0.70 % (256.22)	A3 / A- A-	0.25 0.26
166764AA8	Chevron Corp Callable Note Cont 11/5/17 1.104% Due 12/5/2017	1,550,000.00	Various 1.34 %	1,535,040.10 1,547,280.54	99.90 1.27 %	1,548,392.65 4,087.87	0.34 % 1,112.11	Aa2 / AA- NR	0.77 0.67
02665WAQ4	American Honda Finance Note 1.55% Due 12/11/2017	1,665,000.00	12/08/2014 1.58 %	1,663,451.55 1,664,597.35	100.15 1.36 %	1,667,450.88 5,735.00	0.37 % 2,853.53	A1 / A+ NR	0.78 0.78
458140AL4	Intel Corp Note 1.35% Due 12/15/2017	2,500,000.00	Various 1.31 %	2,504,903.20 2,500,758.89	100.10 1.23 %	2,502,447.50 7,125.00	0.56 % 1,688.61	A1 / A+ A+	0.79 0.79
89236TCA1	Toyota Motor Credit Corp Note 1.45% Due 1/12/2018	2,955,000.00	Various 1.38 %	2,961,029.65 2,956,867.29	100.12 1.32 %	2,958,410.07 5,832.02	0.66 % 1,542.78	Aa3 / AA- A	0.87 0.86
40428HPH9	HSBC USA Inc Note 1.625% Due 1/16/2018	3,600,000.00	Various 1.74 %	3,586,182.00 3,596,360.95	100.09 1.52 %	3,603,394.80 7,312.51	0.80 % 7,033.85	A2 / A AA-	0.88 0.87
459200HZ7	IBM Corp Note 1.125% Due 2/6/2018	3,440,000.00	Various 1.26 %	3,427,318.00 3,435,811.02	99.97 1.16 %	3,438,833.84 2,687.50	0.76 % 3,022.82	Aa3 / AA- A+	0.94 0.93
166764AV2	Chevron Corp Note 1.365% Due 3/2/2018	1,350,000.00	Various 1.40 %	1,348,780.00 1,349,589.22	100.01 1.36 %	1,350,071.55 9,162.56	0.30 % 482.33	Aa2 / AA- NR	1.01 0.99
808513AK1	Charles Schwab Corp Callable Note Cont 2/10/2018 1.5% Due 3/10/2018	3,635,000.00	Various 1.43 %	3,642,256.30 3,637,556.22	100.16 1.33 %	3,640,939.59 25,899.38	0.81 % 3,383.37	A2 / A A	1.03 0.92
931142DF7	Wal-Mart Stores Note 1.125% Due 4/11/2018	1,045,000.00	04/04/2013 1.14 %	1,044,038.60 1,044,786.24	99.91 1.21 %	1,044,059.50 4,571.88	0.23 % (726.74)	Aa2 / AA AA	1.12 1.10
713448CR7	PepsiCo Inc Note 1.25% Due 4/30/2018	2,520,000.00	Various 1.28 %	2,517,637.60 2,519,037.49	99.99 1.26 %	2,519,795.88 10,587.51	0.56 % 758.39	A1 / A A	1.17 1.16
037833AJ9	Apple Inc Note 1% Due 5/3/2018	3,000,000.00	Various 1.28 %	2,968,660.25 2,990,572.57	99.69 1.26 %	2,990,829.01 9,833.34	0.67 % 256.44	Aa1 / AA+ NR	1.18 1.17
02665WAC5	American Honda Finance Note 2.125% Due 10/10/2018	1,950,000.00	Various 1.86 %	1,968,709.00 1,957,843.24	100.88 1.57 %	1,967,152.20 16,229.69	0.44 % 9,308.96	A1 / A+ NR	1.61 1.57
74005PBH6	Praxair Note 1.25% Due 11/7/2018	2,990,000.00	Various 1.65 %	2,946,487.30 2,970,558.42	99.41 1.60 %	2,972,481.59 11,835.41	0.66 % 1,923.17	A2 / A NR	1.69 1.66
91159HHE3	US Bancorp Callable Note Cont 10/15/2018 1.95% Due 11/15/2018	265,000.00	02/12/2014 1.90 %	265,561.80 265,195.97	100.74 1.49 %	266,963.12 1,521.54	0.06 % 1,767.15	A1 / A+ AA	1.71 1.59
24422ESF7	John Deere Capital Corp Note 1.95% Due 12/13/2018	565,000.00	12/10/2013 1.99 %	563,796.55 564,570.29	100.65 1.58 %	568,666.85 2,387.13	0.13 % 4,096.56	A2 / A A	1.79 1.75
36962G7G3	General Electric Capital Corp Note 2.3% Due 1/14/2019	3,510,000.00	Various 2.08 %	3,538,408.20 3,523,950.09	101.37 1.56 %	3,557,911.50 10,539.75	0.79 % 33,961.41	A1 / AA- AA-	1.88 1.83



Holdings Report

As of 2/28/17

CUSIP	Security Description	Par Value/Units	Purchase Date Book Yield	Cost Value Book Value	Mkt Price Mkt YTM	Market Value Accrued Int.	% of Port. Gain/Loss	Moody/S&P Fitch	Maturity Duration
US CORPORATE									
17275RAR3	Cisco Systems Note 2.125% Due 3/1/2019	2,395,000.00	Various 2.04 %	2,404,780.75 2,398,944.20	101.15 1.54 %	2,422,511.38 25,446.89	0.54 % 23,567.18	A1 / AA- NR	2.00 1.94
91159HHH6	US Bancorp Callable Note Cont 3/25/2019 2.2% Due 4/25/2019	4,025,000.00	Various 1.94 %	4,056,601.75 4,045,834.60	100.92 1.75 %	4,062,215.15 30,992.50	0.91 % 16,380.55	A1 / A+ AA	2.15 2.00
084664CK5	Berkshire Hathaway Note 1.3% Due 8/15/2019	1,905,000.00	08/08/2016 1.33 %	1,903,152.15 1,903,486.28	99.03 1.70 %	1,886,519.60 1,100.67	0.42 % (16,966.68)	Aa2 / AA A+	2.46 2.41
06406HCW7	Bank of New York Callable Note Cont 8/11/2019 2.3% Due 9/11/2019	3,625,000.00	Various 2.23 %	3,634,931.45 3,630,491.44	101.07 1.86 %	3,663,823.75 39,371.52	0.82 % 33,332.31	A1 / A AA-	2.53 2.35
94974BGF1	Wells Fargo Corp Note 2.15% Due 1/30/2020	3,660,000.00	Various 2.25 %	3,643,555.40 3,649,635.76	100.40 2.01 %	3,674,577.79 6,776.08	0.82 % 24,942.03	A2 / A AA-	2.92 2.81
22160KAG0	Costco Wholesale Corp Note 1.75% Due 2/15/2020	1,565,000.00	02/05/2015 1.77 %	1,563,356.75 1,564,026.12	99.90 1.78 %	1,563,458.48 1,217.22	0.35 % (567.64)	A1 / A+ A+	2.96 2.87
747525AD5	Qualcomm Inc Note 2.25% Due 5/20/2020	3,675,000.00	Various 2.45 %	3,641,190.55 3,652,875.01	100.43 2.11 %	3,690,905.40 23,198.43	0.82 % 38,030.39	A1 / A+ NR	3.22 3.08
594918BG8	Microsoft Callable Note Cont. 10/03/20 2% Due 11/3/2020	1,515,000.00	10/29/2015 2.02 %	1,513,788.00 1,514,109.08	100.48 1.87 %	1,522,220.49 9,931.67	0.34 % 8,111.41	Aaa / AAA AA+	3.68 3.43
00440EAT4	ACE INA Holdings Inc Callable Note Cont 10/3/2020 2.3% Due 11/3/2020	4,045,000.00	02/06/2017 2.16 %	4,064,051.95 4,063,765.88	100.45 2.17 %	4,063,344.08 30,494.81	0.91 % (421.80)	A3 / A A	3.68 3.41
30231GAV4	Exxon Mobil Corp Callable Note Cont 2/1/2021 2.222% Due 3/1/2021	4,493,000.00	Various 1.96 %	4,546,957.34 4,538,124.03	100.27 2.15 %	4,505,243.43 49,917.23	1.01 % (32,880.60)	Aaa / AA+ NR	4.01 3.77
857477AV5	State Street Bank Note 1.95% Due 5/19/2021	2,380,000.00	Various 1.96 %	2,378,982.90 2,379,154.46	98.37 2.36 %	2,341,170.30 13,149.50	0.52 % (37,984.16)	A1 / A AA-	4.22 4.01
594918BP8	Microsoft Callable Note Cont 7/8/21 1.55% Due 8/8/2021	2,980,000.00	Various 1.57 %	2,976,460.60 2,976,857.96	97.23 2.21 %	2,897,307.99 2,951.03	0.64 % (79,549.97)	Aaa / AAA AA+	4.44 4.26
69371RN44	Paccar Financial Corp Note 1.65% Due 8/11/2021	1,730,000.00	01/25/2017 2.57 %	1,661,976.40 1,663,210.20	96.69 2.44 %	1,672,719.70 1,585.83	0.37 % 9,509.50	A1 / A+ NR	4.45 4.25
68389XBK0	Oracle Corp Callable Note Cont 8/01/21 1.9% Due 9/15/2021	4,100,000.00	11/29/2016 2.40 %	4,008,201.00 4,012,874.98	98.25 2.31 %	4,028,045.00 50,635.00	0.90 % 15,170.02	A1 / AA- A+	4.55 4.27
91159HHP8	US Bancorp Note 2.625% Due 1/24/2022	2,000,000.00	01/19/2017 2.66 %	1,996,560.00 1,996,627.82	100.56 2.50 %	2,011,254.00 5,395.83	0.45 % 14,626.18	A1 / A+ AA	4.91 4.57
Total US Corporate		85,268,000.00	1.80 %	85,163,408.59 85,156,169.23	1.71 %	85,243,982.50 449,894.50	19.01 % 87,813.27	A1 / A+ A+	2.29 2.18
US TREASURY									
912828ST8	US Treasury Note 1.25% Due 4/30/2019	5,350,000.00	Various 1.60 %	5,264,135.10 5,310,924.80	99.94 1.28 %	5,346,656.25 22,353.25	1.19 % 35,731.45	Aaa / AA+ AAA	2.17 2.12
912828R85	US Treasury Note 0.875% Due 6/15/2019	6,500,000.00	07/28/2016 0.82 %	6,510,178.03 6,508,095.94	99.02 1.31 %	6,436,014.00 11,875.00	1.43 % (72,081.94)	Aaa / AA+ AAA	2.29 2.26



Holdings Report

As of 2/28/17

CUSIP	Security Description	Par Value/Units	Purchase Date Book Yield	Cost Value Book Value	Mkt Price Mkt YTM	Market Value Accrued Int.	% of Port. Gain/Loss	Moody/S&P Fitch	Maturity Duration
US TREASURY									
912828TH3	US Treasury Note 0.875% Due 7/31/2019	6,700,000.00	03/01/2016 1.08 %	6,653,959.95 6,667,409.85	98.91 1.33 %	6,626,983.40 4,696.48	1.47 % (40,426.45)	Aaa / AA+ AAA	2.42 2.38
912828UB4	US Treasury Note 1% Due 11/30/2019	6,475,000.00	Various 1.56 %	6,308,028.52 6,379,572.05	98.88 1.42 %	6,402,661.30 16,187.50	1.42 % 23,089.25	Aaa / AA+ AAA	2.75 2.70
912828UQ1	US Treasury Note 1.25% Due 2/29/2020	5,925,000.00	Various 1.56 %	5,842,603.82 5,872,073.12	99.31 1.49 %	5,884,265.63 201.26	1.31 % 12,192.51	Aaa / AA+ AAA	3.00 2.93
912828J84	US Treasury Note 1.375% Due 3/31/2020	6,350,000.00	Various 1.32 %	6,362,538.84 6,359,780.22	99.58 1.52 %	6,323,209.35 36,460.16	1.41 % (36,570.87)	Aaa / AA+ AAA	3.09 2.99
912828VF4	US Treasury Note 1.375% Due 5/31/2020	3,000,000.00	Various 1.63 %	2,964,592.73 2,976,416.06	99.40 1.56 %	2,982,069.00 10,312.50	0.66 % 5,652.94	Aaa / AA+ AAA	3.25 3.16
912828L32	US Treasury Note 1.375% Due 8/31/2020	6,700,000.00	Various 1.36 %	6,703,956.03 6,703,084.31	99.15 1.63 %	6,642,942.80 250.34	1.47 % (60,141.51)	Aaa / AA+ AAA	3.51 3.40
912828L99	US Treasury Note 1.375% Due 10/31/2020	6,400,000.00	Various 1.66 %	6,311,724.57 6,335,067.49	98.95 1.67 %	6,332,998.40 29,414.37	1.41 % (2,069.09)	Aaa / AA+ AAA	3.67 3.54
912828N89	US Treasury Note 1.375% Due 1/31/2021	5,100,000.00	Various 1.52 %	5,069,460.45 5,071,301.38	98.64 1.73 %	5,030,869.50 5,617.75	1.12 % (40,431.88)	Aaa / AA+ AAA	3.93 3.79
912828B90	US Treasury Note 2% Due 2/28/2021	6,000,000.00	04/26/2016 1.40 %	6,168,535.74 6,139,254.21	101.02 1.74 %	6,060,936.00 326.09	1.34 % (78,318.21)	Aaa / AA+ AAA	4.00 3.83
912828Q37	US Treasury Note 1.25% Due 3/31/2021	6,500,000.00	12/13/2016 1.81 %	6,349,455.39 6,356,848.21	97.96 1.77 %	6,367,458.50 33,928.57	1.42 % 10,610.29	Aaa / AA+ AAA	4.09 3.94
912828T34	US Treasury Note 1.125% Due 9/30/2021	6,550,000.00	11/09/2016 1.48 %	6,439,234.85 6,446,122.77	96.78 1.86 %	6,339,168.60 30,770.60	1.41 % (106,954.17)	Aaa / AA+ AAA	4.59 4.42
Total US Treasury		77,550,000.00	1.43 %	76,948,404.02 77,125,950.41	1.56 %	76,776,232.73 202,393.87	17.07 % (349,717.68)	Aaa / AA+ AAA	3.29 3.19
TOTAL PORTFOLIO		451,183,715.01	1.26 %	450,100,348.23 450,419,180.48	1.28 %	449,722,025.45 1,139,979.79	100.00 % (697,155.03)	Aa1 / AA+ AAA	1.93 1.77
TOTAL MARKET VALUE PLUS ACCRUED						450,862,005.24			



Transaction Ledger

1/31/17 Thru 2/28/17

Transaction Type	Settlement Date	CUSIP	Quantity	Security Description	Price	Acq/Disp Yield	Amount	Interest Pur/Sold	Total Amount	Gain/Loss
ACQUISITIONS										
Purchase	02/01/2017	60934N104	33,750.00	Federated Investors Government Obligations Fund	1.000	0.44 %	33,750.00	0.00	33,750.00	0.00
Purchase	02/01/2017	60934N104	288.01	Federated Investors Government Obligations Fund	1.000	0.44 %	288.01	0.00	288.01	0.00
Purchase	02/06/2017	60934N104	19,350.00	Federated Investors Government Obligations Fund	1.000	0.44 %	19,350.00	0.00	19,350.00	0.00
Purchase	02/07/2017	60934N104	4,376,410.63	Federated Investors Government Obligations Fund	1.000	0.44 %	4,376,410.63	0.00	4,376,410.63	0.00
Purchase	02/08/2017	60934N104	23,095.00	Federated Investors Government Obligations Fund	1.000	0.44 %	23,095.00	0.00	23,095.00	0.00
Purchase	02/09/2017	00440EAT4	4,045,000.00	ACE INA Holdings Inc Callable Note Cont 10/3/2020 2.3% Due 11/3/2020	100.471	2.17 %	4,064,051.95	24,809.33	4,088,861.28	0.00
Purchase	02/11/2017	60934N104	14,272.50	Federated Investors Government Obligations Fund	1.000	0.44 %	14,272.50	0.00	14,272.50	0.00
Purchase	02/12/2017	60934N104	36,871.88	Federated Investors Government Obligations Fund	1.000	0.44 %	36,871.88	0.00	36,871.88	0.00
Purchase	02/15/2017	60934N104	26,076.25	Federated Investors Government Obligations Fund	1.000	0.44 %	26,076.25	0.00	26,076.25	0.00
Purchase	02/15/2017	60934N104	1,819.00	Federated Investors Government Obligations Fund	1.000	0.44 %	1,819.00	0.00	1,819.00	0.00
Purchase	02/15/2017	60934N104	2,362.92	Federated Investors Government Obligations Fund	1.000	0.44 %	2,362.92	0.00	2,362.92	0.00
Purchase	02/15/2017	60934N104	2,050.25	Federated Investors Government Obligations Fund	1.000	0.44 %	2,050.25	0.00	2,050.25	0.00
Purchase	02/15/2017	60934N104	79,829.24	Federated Investors Government Obligations Fund	1.000	0.44 %	79,829.24	0.00	79,829.24	0.00
Purchase	02/15/2017	60934N104	81,460.63	Federated Investors Government Obligations Fund	1.000	0.44 %	81,460.63	0.00	81,460.63	0.00
Purchase	02/15/2017	60934N104	132,159.17	Federated Investors Government Obligations Fund	1.000	0.44 %	132,159.17	0.00	132,159.17	0.00
Purchase	02/15/2017	60934N104	166,403.58	Federated Investors Government Obligations Fund	1.000	0.44 %	166,403.58	0.00	166,403.58	0.00
Purchase	02/16/2017	60934N104	3,656.99	Federated Investors Government Obligations Fund	1.000	0.44 %	3,656.99	0.00	3,656.99	0.00
Purchase	02/16/2017	60934N104	2,647.79	Federated Investors Government Obligations Fund	1.000	0.44 %	2,647.79	0.00	2,647.79	0.00
Purchase	02/16/2017	60934N104	2,776.67	Federated Investors Government Obligations Fund	1.000	0.44 %	2,776.67	0.00	2,776.67	0.00



Transaction Type	Settlement Date	CUSIP	Quantity	Security Description	Price	Acq/Disp Yield	Amount	Interest Pur/Sold	Total Amount	Gain/Loss
ACQUISITIONS										
Purchase	02/16/2017	60934N104	265,146.04	Federated Investors Government Obligations Fund	1.000	0.44 %	265,146.04	0.00	265,146.04	0.00
Purchase	02/16/2017	60934N104	127,811.24	Federated Investors Government Obligations Fund	1.000	0.44 %	127,811.24	0.00	127,811.24	0.00
Purchase	02/17/2017	60934N104	40,173.61	Federated Investors Government Obligations Fund	1.000	0.44 %	40,173.61	0.00	40,173.61	0.00
Purchase	02/18/2017	60934N104	44,343.75	Federated Investors Government Obligations Fund	1.000	0.44 %	44,343.75	0.00	44,343.75	0.00
Purchase	02/19/2017	60934N104	34,687.50	Federated Investors Government Obligations Fund	1.000	0.44 %	34,687.50	0.00	34,687.50	0.00
Purchase	02/21/2017	60934N104	3,588.00	Federated Investors Government Obligations Fund	1.000	0.44 %	3,588.00	0.00	3,588.00	0.00
Purchase	02/21/2017	60934N104	25,817.78	Federated Investors Government Obligations Fund	1.000	0.44 %	25,817.78	0.00	25,817.78	0.00
Purchase	02/21/2017	60934N104	216,862.72	Federated Investors Government Obligations Fund	1.000	0.44 %	216,862.72	0.00	216,862.72	0.00
Purchase	02/21/2017	60934N104	61,012.23	Federated Investors Government Obligations Fund	1.000	0.44 %	61,012.23	0.00	61,012.23	0.00
Purchase	02/26/2017	60934N104	44,000.00	Federated Investors Government Obligations Fund	1.000	0.44 %	44,000.00	0.00	44,000.00	0.00
Purchase	02/28/2017	60934N104	143,093.75	Federated Investors Government Obligations Fund	1.000	0.44 %	143,093.75	0.00	143,093.75	0.00
	Subtotal		10,056,817.13				10,075,869.08	24,809.33	10,100,678.41	0.00
Security Contribution	02/28/2017	94975P405	15,349,393.76	Wells Fargo Adv Govt #1751 Money Market Fund	1.000		15,349,393.76	0.00	15,349,393.76	0.00
	Subtotal		15,349,393.76				15,349,393.76	0.00	15,349,393.76	0.00
TOTAL ACQUISITIONS			25,406,210.89				25,425,262.84	24,809.33	25,450,072.17	0.00
DISPOSITIONS										
Sale	02/07/2017	912828WD8	4,350,000.00	US Treasury Note 1.25% Due 10/31/2018	100.265	1.09 %	4,361,540.12	14,870.51	4,376,410.63	26,650.45
Sale	02/09/2017	60934N104	4,088,861.28	Federated Investors Government Obligations Fund	1.000	0.44 %	4,088,861.28	0.00	4,088,861.28	0.00
	Subtotal		8,438,861.28				8,450,401.40	14,870.51	8,465,271.91	26,650.45
Paydown	02/15/2017	43814HAC2	79,452.39	Honda Auto Receivables 2014-3 A3 0.88% Due 6/15/2018	100.000		79,452.39	376.85	79,829.24	0.00



Transaction Ledger

1/31/17 Thru 2/28/17

Transaction Type	Settlement Date	CUSIP	Quantity	Security Description	Price	Acq/Disp Yield	Amount	Interest Pur/Sold	Total Amount	Gain/Loss
DISPOSITIONS										
Paydown	02/15/2017	43814QAC2	0.00	Honda Auto Receivables 2016-2 A3 1.39% Due 4/15/2020	100.000		0.00	2,050.25	2,050.25	0.00
Paydown	02/15/2017	65478WAB1	0.00	Nissan Auto Receivables Owner 2016-C A2A 1.07% Due 5/15/2019	100.000		0.00	1,819.00	1,819.00	0.00
Paydown	02/15/2017	89231LAB3	0.00	Toyota Auto Receivables Owner 2016-D 1.06% Due 5/15/2019	100.000		0.00	2,362.92	2,362.92	0.00
Paydown	02/15/2017	89231MAC9	81,392.04	Toyota Auto Receivables Owner 2014-A 0.67% Due 12/15/2017	100.000		81,392.04	68.59	81,460.63	0.00
Paydown	02/15/2017	89231TAB6	131,914.91	Toyota Auto Receivables Owner 2015-C 0.92% Due 2/15/2018	100.000		131,914.91	244.26	132,159.17	0.00
Paydown	02/15/2017	89236WAC2	164,653.19	Toyota Auto Receivables Owner 2015-A 1.12% Due 2/15/2019	100.000		164,653.19	1,750.39	166,403.58	0.00
Paydown	02/16/2017	161571HH0	0.00	Chase CHAIT Pool #2016-A7 1.06% Due 9/16/2019	100.000		0.00	3,656.99	3,656.99	0.00
Paydown	02/16/2017	477877AD6	263,785.08	John Deere Owner Trust 2014-B A3 1.07% Due 11/15/2018	100.000		263,785.08	1,360.96	265,146.04	0.00
Paydown	02/16/2017	47787VAC5	127,475.12	John Deere Owner Trust 2014-A A3 0.92% Due 4/16/2018	100.000		127,475.12	336.12	127,811.24	0.00
Paydown	02/16/2017	47788MAC4	0.00	John Deere Owner Trust 2016-A A3 1.36% Due 4/15/2020	100.000		0.00	2,776.67	2,776.67	0.00
Paydown	02/16/2017	47788NAB4	0.00	John Deere Owner Trust 2016-B A2 1.09% Due 2/15/2019	100.000		0.00	2,647.79	2,647.79	0.00
Paydown	02/21/2017	43813JAC9	25,803.37	Honda Auto Receivables 2014-1 A3 0.67% Due 11/21/2017	100.000		25,803.37	14.41	25,817.78	0.00
Paydown	02/21/2017	43813NAC0	214,637.77	Honda Auto Receivables 2015-2 A3 1.04% Due 2/21/2019	100.000		214,637.77	2,224.95	216,862.72	0.00
Paydown	02/21/2017	43814GAC4	60,813.38	Honda Auto Receivables 2014-2 A3 0.77% Due 3/19/2018	100.000		60,813.38	198.85	61,012.23	0.00
Paydown	02/21/2017	43814RAB2	0.00	Honda Auto Receivables 2016-4 A2 1.04% Due 4/18/2019	100.000		0.00	3,588.00	3,588.00	0.00
		Subtotal	1,149,927.25				1,149,927.25	25,477.00	1,175,404.25	0.00
Security Withdrawal	02/03/2017	60934N104	14,271.55	Federated Investors Government Obligations Fund	1.000		14,271.55	0.00	14,271.55	0.00



Transaction Ledger

1/31/17 Thru 2/28/17

Transaction Type	Settlement Date	CUSIP	Quantity	Security Description	Price	Acq/Disp Yield	Amount	Interest Pur/Sold	Total Amount	Gain/Loss
DISPOSITIONS										
Security Withdrawal	02/15/2017	60934N104	361.00	Federated Investors Government Obligations Fund	1.000		361.00	0.00	361.00	0.00
	Subtotal		14,632.55				14,632.55	0.00	14,632.55	0.00
TOTAL DISPOSITIONS			9,603,421.08				9,614,961.20	40,347.51	9,655,308.71	26,650.45

OTHER TRANSACTIONS										
Interest	02/01/2017	3137EADK2	5,400,000.00	FHLMC Note 1.25% Due 8/1/2019	0.000		33,750.00	0.00	33,750.00	0.00
Interest	02/06/2017	459200HZ7	3,440,000.00	IBM Corp Note 1.125% Due 2/6/2018	0.000		19,350.00	0.00	19,350.00	0.00
Interest	02/08/2017	594918BP8	2,980,000.00	Microsoft Callable Note Cont 7/8/21 1.55% Due 8/8/2021	0.000		23,095.00	0.00	23,095.00	0.00
Interest	02/11/2017	69371RN44	1,730,000.00	Paccar Financial Corp Note 1.65% Due 8/11/2021	0.000		14,272.50	0.00	14,272.50	0.00
Interest	02/12/2017	3137EAEC9	6,555,000.00	FHLMC Note 1.125% Due 8/12/2021	0.000		36,871.88	0.00	36,871.88	0.00
Interest	02/15/2017	084664CK5	1,905,000.00	Berkshire Hathaway Note 1.3% Due 8/15/2019	0.000		12,382.50	0.00	12,382.50	0.00
Interest	02/15/2017	22160KAG0	1,565,000.00	Costco Wholesale Corp Note 1.75% Due 2/15/2020	0.000		13,693.75	0.00	13,693.75	0.00
Interest	02/17/2017	3135G0N82	6,500,000.00	FNMA Note 1.25% Due 8/17/2021	0.000		40,173.61	0.00	40,173.61	0.00
Interest	02/18/2017	3130A7CV5	6,450,000.00	FHLB Note 1.375% Due 2/18/2021	0.000		44,343.75	0.00	44,343.75	0.00
Interest	02/19/2017	3135G0ZA4	3,700,000.00	FNMA Note 1.875% Due 2/19/2019	0.000		34,687.50	0.00	34,687.50	0.00
Interest	02/26/2017	3135G0J20	6,400,000.00	FNMA Note 1.375% Due 2/26/2021	0.000		44,000.00	0.00	44,000.00	0.00
Interest	02/28/2017	912828B90	6,000,000.00	US Treasury Note 2% Due 2/28/2021	0.000		60,000.00	0.00	60,000.00	0.00
Interest	02/28/2017	912828L32	6,700,000.00	US Treasury Note 1.375% Due 8/31/2020	0.000		46,062.50	0.00	46,062.50	0.00



Transaction Ledger

1/31/17 Thru 2/28/17

Transaction Type	Settlement Date	CUSIP	Quantity	Security Description	Price	Acq/Disp Yield	Amount	Interest Pur/Sold	Total Amount	Gain/Loss
OTHER TRANSACTIONS										
Interest	02/28/2017	912828UQ1	5,925,000.00	US Treasury Note 1.25% Due 2/29/2020	0.000		37,031.25	0.00	37,031.25	0.00
			Subtotal				459,714.24	0.00	459,714.24	0.00
Dividend	02/01/2017	60934N104	173,700.16	Federated Investors Government Obligations Fund	0.000		288.01	0.00	288.01	0.00
			Subtotal				288.01	0.00	288.01	0.00
TOTAL OTHER TRANSACTIONS			65,423,700.16				460,002.25	0.00	460,002.25	0.00



CUSIP	Security Description	Trade Date Settle Date Units	Book Value: Begin Book Value: Acq Book Value: Disp Book Value: End	Prior Accrued Inc. Received Ending Accrued Total Interest	Accr. Of Discount Amort. Of Premium Net Accret/Amort Income Earned	Unreal G/L Total Income
Fixed Income						
00440EAT4	ACE INA Holdings Inc Callable Note Cont 10/3/2020 2.3% Due 11/03/2020	02/06/2017 02/09/2017 4,045,000.00	0.00 4,064,051.95 0.00 4,063,765.88	0.00 (24,809.33) 30,494.81 5,685.48	0.00 286.07 (286.07) 5,399.41	0.00 0.00 5,399.41
02665WAC5	American Honda Finance Note 2.125% Due 10/10/2018	Various Various 1,950,000.00	1,958,216.74 0.00 0.00 1,957,843.24	12,776.56 0.00 16,229.69 3,453.13	0.00 373.50 (373.50) 3,079.63	0.00 0.00 3,079.63
02665WAQ4	American Honda Finance Note 1.55% Due 12/11/2017	12/08/2014 12/11/2014 1,665,000.00	1,664,557.79 0.00 0.00 1,664,597.35	3,584.38 0.00 5,735.00 2,150.62	39.56 0.00 39.56 2,190.18	0.00 0.00 2,190.18
037833AJ9	Apple Inc Note 1% Due 05/03/2018	Various Various 3,000,000.00	2,989,955.82 0.00 0.00 2,990,572.57	7,333.33 0.00 9,833.34 2,500.01	616.75 0.00 616.75 3,116.76	0.00 0.00 3,116.76
06406HCW7	Bank of New York Callable Note Cont 8/11/2019 2.3% Due 09/11/2019	Various Various 3,625,000.00	3,630,663.80 0.00 0.00 3,630,491.44	32,423.60 0.00 39,371.52 6,947.92	4.89 177.25 (172.36) 6,775.56	0.00 0.00 6,775.56
084664CK5	Berkshire Hathaway Note 1.3% Due 08/15/2019	08/08/2016 08/15/2016 1,905,000.00	1,903,439.03 0.00 0.00 1,903,486.28	11,419.42 12,382.50 1,100.67 2,063.75	47.25 0.00 47.25 2,111.00	0.00 0.00 2,111.00
161571HH0	Chase CHAIT Pool #2016-A7 1.06% Due 09/16/2019	09/06/2016 09/13/2016 4,140,000.00	4,139,780.24 0.00 0.00 4,139,807.47	1,950.40 3,656.99 1,950.40 3,656.99	27.23 0.00 27.23 3,684.22	0.00 0.00 3,684.22
166764AA8	Chevron Corp Callable Note Cont 11/5/17 1.104% Due 12/05/2017	Various Various 1,550,000.00	1,547,007.63 0.00 0.00 1,547,280.54	2,661.87 0.00 4,087.87 1,426.00	291.91 19.00 272.91 1,698.91	0.00 0.00 1,698.91
166764AV2	Chevron Corp Note 1.365% Due 03/02/2018	Various Various 1,350,000.00	1,349,557.79 0.00 0.00 1,349,589.22	7,626.94 0.00 9,162.56 1,535.62	31.43 0.00 31.43 1,567.05	0.00 0.00 1,567.05
17275RAR3	Cisco Systems Note 2.125% Due 03/01/2019	Various Various 2,395,000.00	2,399,095.49 0.00 0.00 2,398,944.20	21,205.73 0.00 25,446.89 4,241.16	6.78 158.07 (151.29) 4,089.87	0.00 0.00 4,089.87



CUSIP	Security Description	Trade Date Settle Date Units	Book Value: Begin Book Value: Acq Book Value: Disp Book Value: End	Prior Accrued Inc. Received Ending Accrued Total Interest	Accr. Of Discount Amort. Of Premium Net Accret/Amort Income Earned	Unreal G/L Total Income
22160KAG0	Costco Wholesale Corp Note 1.75% Due 02/15/2020	02/05/2015 02/17/2015	1,564,000.90 0.00 0.00 1,564,026.12	12,628.68 13,693.75 1,217.22 2,282.29	25.22 0.00 25.22	0.00 2,307.51
24422ESF7	John Deere Capital Corp Note 1.95% Due 12/13/2018	12/10/2013 12/13/2013	564,551.84 0.00 0.00 564,570.29	1,469.00 0.00 2,387.13 918.13	18.45 0.00 18.45 936.58	0.00 936.58
30231GAV4	Exxon Mobil Corp Callable Note Cont 2/1/2021 2.222% Due 03/01/2021	Various Various	4,538,988.83 0.00 0.00 4,538,124.03	41,597.69 0.00 49,917.23 8,319.54	0.00 864.80 (864.80) 7,454.74	0.00 7,454.74
3130A4GJ5	FHLB Note 1.125% Due 04/25/2018	Various Various	3,335,432.51 0.00 0.00 3,335,405.47	10,005.00 0.00 13,131.56 3,126.56	25.02 52.06 (27.04) 3,099.52	0.00 3,099.52
3130A7CV5	FHLB Note 1.375% Due 02/18/2021	Various Various	6,430,669.18 0.00 0.00 6,450,000.00	40,155.73 44,343.75 3,202.60 7,390.62	366.21 0.00 366.21 7,756.83	0.00 7,756.83
3130A8QS5	FHLB Note 1.125% Due 07/14/2021	10/04/2016 10/06/2016	2,775,880.52 0.00 0.00 2,776,296.38	1,487.50 0.00 4,112.50 2,625.00	415.86 0.00 415.86 3,040.86	0.00 3,040.86
313376BR5	FHLB Note 1.75% Due 12/14/2018	01/29/2014 01/30/2014	2,505,875.97 0.00 0.00 2,500,000.00	5,711.81 0.00 9,357.64 3,645.83	0.00 241.60 (241.60) 3,404.23	0.00 3,404.23
313378A43	FHLB Note 1.375% Due 03/09/2018	Various Various	5,289,074.61 0.00 0.00 5,285,000.00	28,663.78 0.00 34,719.51 6,055.73	356.65 641.16 (284.51) 5,771.22	0.00 5,771.22
3133EAY28	FFCB Note 0.83% Due 09/21/2017	Various Various	3,115,759.77 0.00 0.00 3,115,000.00	9,336.35 0.00 11,490.88 2,154.53	0.00 91.70 (91.70) 2,062.83	0.00 2,062.83
3135G0D75	FNMA Note 1.5% Due 06/22/2020	Various Various	6,350,525.42 0.00 0.00 6,400,000.00	10,400.00 0.00 18,400.00 8,000.00	1,196.35 76.47 1,119.88 9,119.88	0.00 9,119.88
3135G0F73	FNMA Note 1.5% Due 11/30/2020	Various Various	6,314,053.90 0.00 0.00 6,400,000.00	16,266.67 0.00 24,266.67 8,000.00	1,754.25 32.87 1,721.38 9,721.38	0.00 9,721.38



CUSIP	Security Description	Trade Date Settle Date Units	Book Value: Begin Book Value: Acq Book Value: Disp Book Value: End	Prior Accrued Inc. Received Ending Accrued Total Interest	Accr. Of Discount Amort. Of Premium Net Accret/Amort Income Earned	Unreal G/L Total Income
3135G0J20	FNMA Note 1.375% Due 02/26/2021	02/26/2016 02/29/2016 6,400,000.00	6,390,406.18 0.00 0.00 6,390,586.95	37,888.89 44,000.00 1,222.22 7,333.33	180.77 0.00 180.77 7,514.10	0.00 7,514.10
3135G0K69	FNMA Note 1.25% Due 05/06/2021	06/29/2016 06/30/2016 5,900,000.00	5,917,613.38 0.00 0.00 5,917,296.23	17,413.19 0.00 23,559.03 6,145.84	0.00 317.15 (317.15) 5,828.69	0.00 5,828.69
3135G0N82	FNMA Note 1.25% Due 08/17/2021	10/04/2016 10/06/2016 6,500,000.00	6,467,189.62 0.00 0.00 6,467,743.71	36,562.50 40,173.61 3,159.72 6,770.83	554.09 0.00 554.09 7,324.92	0.00 7,324.92
3135G0Q89	FNMA Note 1.375% Due 10/07/2021	10/27/2016 10/28/2016 1,150,000.00	1,143,368.99 0.00 0.00 1,143,477.63	5,007.29 0.00 6,325.00 1,317.71	108.64 0.00 108.64 1,426.35	0.00 1,426.35
3135G0S38	FNMA Note 2% Due 01/05/2022	01/11/2017 01/12/2017 6,400,000.00	6,395,094.54 0.00 0.00 6,395,170.89	7,822.22 0.00 18,488.89 10,666.67	76.35 0.00 76.35 10,743.02	0.00 10,743.02
3135G0ZA4	FNMA Note 1.875% Due 02/19/2019	Various Various 3,700,000.00	3,711,837.11 0.00 0.00 3,711,394.02	31,218.75 34,687.50 2,312.50 5,781.25	0.00 443.09 (443.09) 5,338.16	0.00 5,338.16
3135G0ZE6	FNMA Note 1.75% Due 06/20/2019	Various Various 5,300,000.00	5,323,055.65 0.00 0.00 5,322,312.78	10,563.20 0.00 18,292.36 7,729.16	0.00 742.87 (742.87) 6,986.29	0.00 6,986.29
3135G0ZG1	FNMA Note 1.75% Due 09/12/2019	Various Various 5,300,000.00	5,310,861.15 0.00 0.00 5,310,542.03	35,811.81 0.00 43,540.98 7,729.17	0.00 319.12 (319.12) 7,410.05	0.00 7,410.05
3137EADB2	FHLMC Note 2.375% Due 01/13/2022	01/27/2017 01/30/2017 6,400,000.00	6,502,075.82 0.00 0.00 6,500,494.13	7,600.00 0.00 20,266.67 12,666.67	0.00 1,581.69 (1,581.69) 11,084.98	0.00 11,084.98
3137EADG1	FHLMC Note 1.75% Due 05/30/2019	Various Various 5,275,000.00	5,290,623.18 0.00 0.00 5,290,107.32	15,641.84 0.00 23,334.55 7,692.71	15.83 531.69 (515.86) 7,176.85	0.00 7,176.85
3137EADK2	FHLMC Note 1.25% Due 08/01/2019	Various Various 5,400,000.00	5,337,756.68 0.00 0.00 5,339,669.76	33,750.00 33,750.00 5,625.00 5,625.00	1,913.08 0.00 1,913.08 7,538.08	0.00 7,538.08



CUSIP	Security Description	Trade Date Settle Date Units	Book Value: Begin Book Value: Acq Book Value: Disp Book Value: End	Prior Accrued Inc. Received Ending Accrued Total Interest	Accr. Of Discount Amort. Of Premium Net Accret/Amort Income Earned	Unreal G/L Total Income
3137EADM8	FHLMC Note 1.25% Due 10/02/2019	Various Various 5,350,000.00	5,286,808.97 0.00 0.00 5,288,627.41	22,105.90 0.00 27,678.82 5,572.92	1,818.44 0.00 1,818.44 7,391.36	0.00 7,391.36
3137EADN6	FHLMC Note 0.75% Due 01/12/2018	07/28/2015 07/29/2015 900,000.00	898,401.51 0.00 0.00 898,531.25	356.25 0.00 918.75 562.50	129.74 0.00 129.74 692.24	0.00 692.24
3137EADR7	FHLMC Note 1.375% Due 05/01/2020	08/26/2015 08/27/2015 2,200,000.00	2,187,540.10 0.00 0.00 2,187,834.51	7,562.50 0.00 10,083.33 2,520.83	294.41 0.00 294.41 2,815.24	0.00 2,815.24
3137EAEC9	FHLMC Note 1.125% Due 08/12/2021	Various Various 6,555,000.00	6,501,159.80 0.00 0.00 6,502,071.78	34,618.59 36,871.88 3,892.03 6,145.32	911.98 0.00 911.98 7,057.30	0.00 7,057.30
36962G7G3	General Electric Capital Corp Note 2.3% Due 01/14/2019	Various Various 3,510,000.00	3,524,521.16 0.00 0.00 3,523,950.09	3,812.25 0.00 10,539.75 6,727.50	30.41 601.48 (571.07) 6,156.43	0.00 6,156.43
40428HPH9	HSBC USA Inc Note 1.625% Due 01/16/2018	Various Various 3,600,000.00	3,596,043.52 0.00 0.00 3,596,360.95	2,437.51 0.00 7,312.51 4,875.00	317.43 0.00 317.43 5,192.43	0.00 5,192.43
43813JAC9	Honda Auto Receivables 2014-1 A3 Due 11/21/2017	Various Various 0.00	25,803.37 0.00 25,803.37 0.00	4.80 14.41 0.00 9.61	0.00 0.00 0.00 9.61	0.00 9.61
43813NAC0	Honda Auto Receivables 2015-2 A3 1.04% Due 02/21/2019	Various Various 2,352,615.31	2,565,548.86 0.00 214,637.77 2,351,111.88	741.65 2,224.95 679.64 2,162.94	200.79 0.00 200.79 2,363.73	0.00 2,363.73
43814GAC4	Honda Auto Receivables 2014-2 A3 0.77% Due 03/19/2018	05/13/2014 05/21/2014 249,082.28	309,892.05 0.00 60,813.38 249,080.14	86.17 198.85 69.26 181.94	1.47 0.00 1.47 183.41	0.00 183.41
43814HAC2	Honda Auto Receivables 2014-3 A3 0.88% Due 06/15/2018	08/12/2014 08/20/2014 434,440.67	513,877.72 0.00 79,452.39 434,429.92	200.99 376.85 169.91 345.77	4.59 0.00 4.59 350.36	0.00 350.36
43814QAC2	Honda Auto Receivables 2016-2 A3 1.39% Due 04/15/2020	05/24/2016 05/31/2016 1,770,000.00	1,769,971.63 0.00 0.00 1,769,972.31	1,093.47 2,050.25 1,093.47 2,050.25	0.68 0.00 0.68 2,050.93	0.00 2,050.93



CUSIP	Security Description	Trade Date Settle Date Units	Book Value: Begin Book Value: Acq Book Value: Disp Book Value: End	Prior Accrued Inc. Received Ending Accrued Total Interest	Accr. Of Discount Amort. Of Premium Net Accret/Amort Income Earned	Unreal G/L Total Income
43814RAB2	Honda Auto Receivables 2016-4 A2 1.04% Due 04/18/2019	10/18/2016 10/25/2016 4,140,000.00	4,139,897.13 0.00 0.00 4,139,900.70	1,554.80 3,588.00 1,554.80 3,588.00	3.57 0.00 3.57 3,591.57	0.00 3,591.57
458140AL4	Intel Corp Note 1.35% Due 12/15/2017	Various Various 2,500,000.00	2,500,832.41 0.00 0.00 2,500,758.89	4,312.50 0.00 7,125.00 2,812.50	5.46 78.98 (73.52) 2,738.98	0.00 2,738.98
459200HZ7	IBM Corp Note 1.125% Due 02/06/2018	Various Various 3,440,000.00	3,435,468.07 0.00 0.00 3,435,811.02	18,812.50 19,350.00 2,687.50 3,225.00	342.95 0.00 342.95 3,567.95	0.00 3,567.95
477877AD6	John Deere Owner Trust 2014-B A3 1.07% Due 11/15/2018	Various Various 1,262,520.12	1,526,292.43 0.00 263,785.08 1,262,510.59	725.85 1,360.96 600.40 1,235.51	38.02 34.78 3.24 1,238.75	0.00 1,238.75
47787VAC5	John Deere Owner Trust 2014-A A3 0.92% Due 04/16/2018	Various Various 310,941.67	438,419.11 0.00 127,475.12 310,942.68	179.27 336.12 127.14 283.99	2.33 3.64 (1.31) 282.68	0.00 282.68
47788MAC4	John Deere Owner Trust 2016-A A3 1.36% Due 04/15/2020	02/23/2016 03/02/2016 2,450,000.00	2,449,700.46 0.00 0.00 2,449,707.64	1,480.89 2,776.67 1,480.89 2,776.67	7.18 0.00 7.18 2,783.85	0.00 2,783.85
47788NAB4	John Deere Owner Trust 2016-B A2 1.09% Due 02/15/2019	07/19/2016 07/27/2016 2,915,000.00	2,914,858.21 0.00 0.00 2,914,863.55	1,412.16 2,647.79 1,412.16 2,647.79	5.34 0.00 5.34 2,653.13	0.00 2,653.13
594918BG8	Microsoft Callable Note Cont. 10/03/20 2% Due 11/03/2020	10/29/2015 11/03/2015 1,515,000.00	1,514,090.50 0.00 0.00 1,514,109.08	7,406.67 0.00 9,931.67 2,525.00	18.58 0.00 18.58 2,543.58	0.00 2,543.58
594918BP8	Microsoft Callable Note Cont 7/8/21 1.55% Due 08/08/2021	Various 08/08/2016 2,980,000.00	2,976,803.68 0.00 0.00 2,976,857.96	22,196.86 23,095.00 2,951.03 3,849.17	54.28 0.00 54.28 3,903.45	0.00 3,903.45
65478WAB1	Nissan Auto Receivables Owner 2016-C A2A 1.07% Due 05/15/2019	08/02/2016 08/10/2016 2,040,000.00	2,039,933.57 0.00 0.00 2,039,935.81	970.13 1,819.00 970.13 1,819.00	2.24 0.00 2.24 1,821.24	0.00 1,821.24
68389XBK0	Oracle Corp Callable Note Cont 8/01/21 1.9% Due 09/15/2021	11/29/2016 12/02/2016 4,100,000.00	4,011,404.51 0.00 0.00 4,012,874.98	44,143.33 0.00 50,635.00 6,491.67	1,470.47 0.00 1,470.47 7,962.14	0.00 7,962.14



CUSIP	Security Description	Trade Date Settle Date Units	Book Value: Begin Book Value: Acq Book Value: Disp Book Value: End	Prior Accrued Inc. Received Ending Accrued Total Interest	Accr. Of Discount Amort. Of Premium Net Accret/Amort Income Earned	Unreal G/L Total Income
69371RK54	Paccar Financial Corp Note 1.6% Due 03/15/2017	03/10/2015 03/13/2015 830,000.00	830,487.47 0.00 0.00 830,162.49	5,016.89 0.00 6,123.56 1,106.67	0.00 324.98 (324.98) 781.69	0.00 781.69
69371RN44	Paccar Financial Corp Note 1.65% Due 08/11/2021	01/25/2017 01/30/2017 1,730,000.00	1,662,058.65 0.00 0.00 1,663,210.20	13,479.58 14,272.50 1,585.83 2,378.75	1,151.55 0.00 1,151.55 3,530.30	0.00 3,530.30
713448CR7	PepsiCo Inc Note 1.25% Due 04/30/2018	Various Various 2,520,000.00	2,518,974.07 0.00 0.00 2,519,037.49	7,962.50 0.00 10,587.51 2,625.01	63.42 0.00 63.42 2,688.43	0.00 2,688.43
717081DJ9	Pfizer Inc. Note 1.1% Due 05/15/2017	05/12/2014 05/15/2014 685,000.00	684,943.35 0.00 0.00 684,958.75	1,590.72 0.00 2,218.64 627.92	15.40 0.00 15.40 643.32	0.00 643.32
74005PBH6	Praxair Note 1.25% Due 11/07/2018	Various Various 2,990,000.00	2,969,674.71 0.00 0.00 2,970,558.42	8,720.84 0.00 11,835.41 3,114.57	883.71 0.00 883.71 3,998.28	0.00 3,998.28
747525AD5	Qualcomm Inc Note 2.25% Due 05/20/2020	Various Various 3,675,000.00	3,652,348.22 0.00 0.00 3,652,875.01	16,307.82 0.00 23,198.43 6,890.61	526.79 0.00 526.79 7,417.40	0.00 7,417.40
808513AK1	Charles Schwab Corp Callable Note Cont 2/10/2018 1.5% Due 03/10/2018	Various Various 3,635,000.00	3,637,747.59 0.00 0.00 3,637,556.22	21,355.63 0.00 25,899.38 4,543.75	3.35 194.72 (191.37) 4,352.38	0.00 4,352.38
857477AV5	State Street Bank Note 1.95% Due 05/19/2021	Various Various 2,380,000.00	2,379,139.09 0.00 0.00 2,379,154.46	9,282.00 0.00 13,149.50 3,867.50	17.78 2.41 15.37 3,882.87	0.00 3,882.87
880591EQ1	Tennessee Valley Authority Note 1.75% Due 10/15/2018	Various Various 3,775,000.00	3,785,128.41 0.00 0.00 3,784,671.73	19,451.73 0.00 24,956.94 5,505.21	0.00 456.68 (456.68) 5,048.53	0.00 5,048.53
89231LAB3	Toyota Auto Receivables Owner 2016-D 1.06% Due 05/15/2019	10/04/2016 10/12/2016 2,675,000.00	2,674,811.36 0.00 0.00 2,674,817.70	1,260.22 2,362.92 1,260.22 2,362.92	6.34 0.00 6.34 2,369.26	0.00 2,369.26
89231MAC9	Toyota Auto Receivables Owner 2014-A 0.67% Due 12/15/2017	Various Various 41,455.58	122,847.62 0.00 81,392.04 41,455.58	36.58 68.59 12.34 44.35	0.00 0.00 0.00 44.35	0.00 44.35



Income Earned

1/31/17 Thru 2/28/17

CUSIP	Security Description	Trade Date Settle Date Units	Book Value: Begin Book Value: Acq Book Value: Disp Book Value: End	Prior Accrued Inc. Received Ending Accrued Total Interest	Accr. Of Discount Amort. Of Premium Net Accret/Amort Income Earned	Unreal G/L Total Income
89231TAB6	Toyota Auto Receivables Owner 2015-C 0.92% Due 02/15/2018	08/18/2015 08/26/2015 186,679.93	318,584.10 0.00 131,914.91 186,674.10	130.27 244.26 76.33 190.32	4.91 0.00 4.91 195.23	0.00 195.23
89236TCA1	Toyota Motor Credit Corp Note 1.45% Due 01/12/2018	Various Various 2,955,000.00	2,957,032.22 0.00 0.00 2,956,867.29	2,261.40 0.00 5,832.02 3,570.62	22.93 187.86 (164.93) 3,405.69	0.00 3,405.69
89236WAC2	Toyota Auto Receivables Owner 2015-A 1.12% Due 02/15/2019	Various Various 1,710,765.93	1,874,827.76 0.00 164,653.19 1,710,266.34	933.54 1,750.39 851.58 1,668.43	91.77 0.00 91.77 1,760.20	0.00 1,760.20
91159HHE3	US Bancorp Callable Note Cont 10/15/2018 1.95% Due 11/15/2018	02/12/2014 02/18/2014 265,000.00	265,205.22 0.00 0.00 265,195.97	1,090.92 0.00 1,521.54 430.62	0.00 9.25 (9.25) 421.37	0.00 421.37
91159HHH6	US Bancorp Callable Note Cont 3/25/2019 2.2% Due 04/25/2019	Various Various 4,025,000.00	4,046,609.75 0.00 0.00 4,045,834.60	23,613.33 0.00 30,992.50 7,379.17	35.65 810.80 (775.15) 6,604.02	0.00 6,604.02
91159HHP8	US Bancorp Note 2.625% Due 01/24/2022	01/19/2017 01/24/2017 2,000,000.00	1,996,575.07 0.00 0.00 1,996,627.82	1,020.83 0.00 5,395.83 4,375.00	52.75 0.00 52.75 4,427.75	0.00 4,427.75
912828B90	US Treasury Note 2% Due 02/28/2021	04/26/2016 04/28/2016 6,000,000.00	6,141,924.83 0.00 0.00 6,139,254.21	51,049.72 60,000.00 326.09 9,276.37	0.00 2,670.62 (2,670.62) 6,605.75	0.00 6,605.75
912828J84	US Treasury Note 1.375% Due 03/31/2020	Various Various 6,350,000.00	6,360,023.42 0.00 0.00 6,359,780.22	29,743.81 0.00 36,460.16 6,716.35	203.61 446.81 (243.20) 6,473.15	0.00 6,473.15
912828L32	US Treasury Note 1.375% Due 08/31/2020	Various Various 6,700,000.00	6,703,151.83 0.00 0.00 6,703,084.31	39,191.30 46,062.50 250.34 7,121.54	23.23 90.75 (67.52) 7,054.02	0.00 7,054.02
912828L99	US Treasury Note 1.375% Due 10/31/2020	Various Various 6,400,000.00	6,333,710.70 0.00 0.00 6,335,067.49	22,607.73 0.00 29,414.37 6,806.64	1,459.23 102.44 1,356.79 8,163.43	0.00 8,163.43
912828N89	US Treasury Note 1.375% Due 01/31/2021	Various Various 5,100,000.00	5,070,740.22 0.00 0.00 5,071,301.38	193.72 0.00 5,617.75 5,424.03	561.16 0.00 561.16 5,985.19	0.00 5,985.19



CUSIP	Security Description	Trade Date Settle Date Units	Book Value: Begin Book Value: Acq Book Value: Disp Book Value: End	Prior Accrued Inc. Received Ending Accrued Total Interest	Accr. Of Discount Amort. Of Premium Net Accret/Amort Income Earned	Unreal G/L Total Income
912828Q37	US Treasury Note 1.25% Due 03/31/2021	12/13/2016 12/14/2016 6,500,000.00	6,354,159.91 0.00 0.00 6,356,848.21	27,678.57 0.00 33,928.57 6,250.00	2,688.30 0.00 2,688.30 8,938.30	0.00 8,938.30
912828R85	US Treasury Note 0.875% Due 06/15/2019	07/28/2016 07/29/2016 6,500,000.00	6,508,367.10 0.00 0.00 6,508,095.94	7,500.00 0.00 11,875.00 4,375.00	0.00 271.16 (271.16) 4,103.84	0.00 4,103.84
912828ST8	US Treasury Note 1.25% Due 04/30/2019	Various Various 5,350,000.00	5,309,539.85 0.00 0.00 5,310,924.80	17,180.60 0.00 22,353.25 5,172.65	1,384.95 0.00 1,384.95 6,557.60	0.00 6,557.60
912828T34	US Treasury Note 1.125% Due 09/30/2021	11/09/2016 11/10/2016 6,550,000.00	6,444,385.27 0.00 0.00 6,446,122.77	25,102.34 0.00 30,770.60 5,668.26	1,737.50 0.00 1,737.50 7,405.76	0.00 7,405.76
912828TH3	US Treasury Note 0.875% Due 07/31/2019	03/01/2016 03/02/2016 6,700,000.00	6,666,375.24 0.00 0.00 6,667,409.85	161.95 0.00 4,696.48 4,534.53	1,034.61 0.00 1,034.61 5,569.14	0.00 5,569.14
912828UB4	US Treasury Note 1% Due 11/30/2019	Various Various 6,475,000.00	6,376,910.71 0.00 0.00 6,379,572.05	11,206.73 0.00 16,187.50 4,980.77	2,661.34 0.00 2,661.34 7,642.11	0.00 7,642.11
912828UQ1	US Treasury Note 1.25% Due 02/29/2020	Various Various 5,925,000.00	5,870,719.75 0.00 0.00 5,872,073.12	31,507.25 37,031.25 201.26 5,725.26	1,353.37 0.00 1,353.37 7,078.63	0.00 7,078.63
912828VF4	US Treasury Note 1.375% Due 05/31/2020	Various Various 3,000,000.00	2,975,859.74 0.00 0.00 2,976,416.06	7,139.43 0.00 10,312.50 3,173.07	556.32 0.00 556.32 3,729.39	0.00 3,729.39
912828WD8	US Treasury Note Due 10/31/2018	Various Various 0.00	4,334,745.99 0.00 4,334,889.67 0.00	13,969.26 14,870.51 0.00 901.25	143.68 0.00 143.68 1,044.93	0.00 1,044.93
913017BU2	United Tech Corp Note 1.8% Due 06/01/2017	Various Various 3,120,000.00	3,127,427.45 0.00 0.00 3,125,694.38	9,360.00 0.00 14,040.00 4,680.00	1.58 1,734.65 (1,733.07) 2,946.93	0.00 2,946.93
931142DF7	Wal-Mart Stores Note 1.125% Due 04/11/2018	04/04/2013 04/11/2013 1,045,000.00	1,044,771.50 0.00 0.00 1,044,786.24	3,592.19 0.00 4,571.88 979.69	14.74 0.00 14.74 994.43	0.00 994.43



Income Earned

1/31/17 Thru 2/28/17

CUSIP	Security Description	Trade Date Settle Date Units	Book Value: Begin Book Value: Acq Book Value: Disp Book Value: End	Prior Accrued Inc. Received Ending Accrued Total Interest	Accr. Of Discount Amort. Of Premium Net Accret/Amort Income Earned	Unreal G/L Total Income
94974BGF1	Wells Fargo Corp Note 2.15% Due 01/30/2020	Various Various 3,660,000.00	3,649,363.27 0.00 0.00 3,649,635.76	218.58 0.00 6,776.08 6,557.50	272.49 0.00 272.49 6,829.99	0.00 6,829.99
			302,933,410.29	1,125,117.15	30,705.39	
			4,064,051.95	475,252.42	14,972.17	
			5,484,816.92	1,016,935.19	15,733.22	0.00
TOTAL Fixed Income		302,286,501.49	301,528,378.54	367,070.46	382,803.68	382,803.68

Cash & Equivalent						
06417GNP9	Bank of Nova Scotia Yankee CD 1.26% Due 03/01/2017	08/29/2016 08/30/2016 6,500,000.00	6,499,999.78 0.00 0.00 6,500,000.00	35,490.00 0.00 41,860.00 6,370.00	0.22 0.00 0.22 6,370.22	0.00 6,370.22
06538BQ63	Bank of Tokyo Mitsubishi NY Discount CP 1.03% Due 03/06/2017	10/26/2016 10/27/2016 6,505,000.00	6,498,858.20 0.00 0.00 6,504,069.42	0.00 0.00 0.00 0.00	5,211.22 0.00 5,211.22 5,211.22	0.00 5,211.22
21687AQU0	Rabobank Nederland NV NY Discount CP 1.12% Due 03/28/2017	09/27/2016 09/28/2016 6,525,000.00	6,513,835.00 0.00 0.00 6,519,519.00	0.00 0.00 0.00 0.00	5,684.00 0.00 5,684.00 5,684.00	0.00 5,684.00
60934N104	Federated Investors Government Obligations Fund	Various Various 2,048,273.46	139,950.16 6,011,817.13 4,103,493.83 2,048,273.46	0.00 288.01 0.00 288.01	0.00 0.00 0.00 288.01	0.00 288.01
94975P405	Wells Fargo Adv Govt #1751 Money Market Fund	Various Various 62,318,940.06	46,969,546.30 15,349,393.76 0.00 62,318,940.06	0.00 0.00 0.00 0.00	0.00 0.00 0.00 0.00	0.00 0.00
			66,622,189.44	35,490.00	10,895.44	
			21,361,210.89	288.01	0.00	
			4,103,493.83	41,860.00	10,895.44	0.00
TOTAL Cash & Equivalent		83,897,213.52	83,890,801.94	6,658.01	17,553.45	17,553.45



Income Earned

1/31/17 Thru 2/28/17

CUSIP	Security Description	Trade Date Settle Date Units	Book Value: Begin Book Value: Acq Book Value: Disp Book Value: End	Prior Accrued Inc. Received Ending Accrued Total Interest	Accr. Of Discount Amort. Of Premium Net Accret/Amort Income Earned	Unreal G/L Total Income
Local Agency Investment Fund						
90LAIF\$00	Local Agency Investment Fund State Pool		65,000,000.00	42,451.73	0.00	
		Various	0.00	0.00	0.00	
		Various	0.00	81,184.60	0.00	0.00
		65,000,000.00	65,000,000.00	38,732.87	38,732.87	38,732.87
			65,000,000.00	42,451.73	0.00	
			0.00	0.00	0.00	
			0.00	81,184.60	0.00	0.00
TOTAL Local Agency Investment Fund		65,000,000.00	65,000,000.00	38,732.87	38,732.87	38,732.87
<hr/>						
			434,555,599.73	1,203,058.88	41,600.83	
			25,425,262.84	475,540.43	14,972.17	
			9,588,310.75	1,139,979.79	26,628.66	
TOTAL PORTFOLIO		451,183,715.01	450,419,180.48	412,461.34	439,090.00	0.00



Cash Flow Report

From 02/28/2017

Payment Date	Transaction Type	CUSIP	Quantity	Security Description	Principal Amount	Income	Total Amount
03/01/2017	Interest	30231GAV4	4,493,000.00	Exxon Mobil Corp Callable Note Cont 2/1/2021 2.222% Due 3/1/2021	0.00	49,917.23	49,917.23
03/01/2017	Interest	17275RAR3	2,395,000.00	Cisco Systems Note 2.125% Due 3/1/2019	0.00	25,446.89	25,446.89
03/01/2017	Maturity	06417GNP9	6,500,000.00	Bank of Nova Scotia Yankee CD	6,500,000.00	41,860.00	6,541,860.00
03/02/2017	Interest	166764AV2	1,350,000.00	Chevron Corp Note 1.365% Due 3/2/2018	0.00	9,213.75	9,213.75
03/02/2017	Purchase	47787XAB3	1,435,000.00	John Deere Owner Trust 2017-A A2 1.5% Due 10/15/2019	0.00	0.00	0.00
03/02/2017	Sale	60934N104	1,434,994.26	Federated Investors Government Obligations Fund	0.00	0.00	0.00
03/06/2017	Maturity	06538BQ63	6,505,000.00	Bank of Tokyo Mitsubishi NY Discount CP	6,505,000.00	0.00	6,505,000.00
03/09/2017	Interest	313378A43	5,285,000.00	FHLB Note 1.375% Due 3/9/2018	0.00	36,334.38	36,334.38
03/10/2017	Interest	808513AK1	3,635,000.00	Charles Schwab Corp Callable Note Cont 2/10/2018 1.5% Due 3/10/2018	0.00	27,262.50	27,262.50
03/11/2017	Interest	06406HCW7	3,625,000.00	Bank of New York Callable Note Cont 8/11/2019 2.3% Due 9/11/2019	0.00	41,687.50	41,687.50
03/12/2017	Interest	3135G0ZG1	5,300,000.00	FNMA Note 1.75% Due 9/12/2019	0.00	46,375.00	46,375.00
03/15/2017	Interest	68389XBK0	4,100,000.00	Oracle Corp Callable Note Cont 8/01/21 1.9% Due 9/15/2021	0.00	53,664.44	53,664.44
03/15/2017	Maturity	69371RK54	830,000.00	Paccar Financial Corp Note 1.6% Due 3/15/2017	830,000.00	6,640.00	836,640.00
03/15/2017	Paydown	89231LAB3	2,675,000.00	Toyota Auto Receivables Owner 2016-D 1.06% Due 5/15/2019	132,607.08	2,362.92	134,970.00
03/15/2017	Paydown	89231TAB6	186,679.93	Toyota Auto Receivables Owner 2015-C 0.92% Due 2/15/2018	19,495.41	143.12	19,638.53
03/15/2017	Paydown	161571HH0	4,140,000.00	Chase CHAIT Pool #2016-A7 1.06% Due 9/16/2019	1,198,443.62	3,657.00	1,202,100.62
03/15/2017	Paydown	43814HAC2	434,440.67	Honda Auto Receivables 2014-3 A3 0.88% Due 6/15/2018	91,108.78	318.59	91,427.37
03/15/2017	Paydown	43814QAC2	1,770,000.00	Honda Auto Receivables 2016-2 A3 1.39% Due 4/15/2020	45,588.31	2,050.25	47,638.56
03/15/2017	Paydown	47787VAC5	310,941.67	John Deere Owner Trust 2014-A A3 0.92% Due 4/16/2018	158,873.41	238.39	159,111.80
03/15/2017	Paydown	65478WAB1	2,040,000.00	Nissan Auto Receivables Owner 2016-C A2A 1.07% Due 5/15/2019	74,683.38	1,819.00	76,502.38



Cash Flow Report

From 02/28/2017

Payment Date	Transaction Type	CUSIP	Quantity	Security Description	Principal Amount	Income	Total Amount
03/15/2017	Paydown	89236WAC2	1,710,765.93	Toyota Auto Receivables Owner 2015-A 1.12% Due 2/15/2019	165,405.56	1,596.71	167,002.27
03/15/2017	Paydown	477877AD6	1,262,520.12	John Deere Owner Trust 2014-B A3 1.07% Due 11/15/2018	161,293.86	1,125.75	162,419.61
03/15/2017	Paydown	47788MAC4	2,450,000.00	John Deere Owner Trust 2016-A A3 1.36% Due 4/15/2020	0.00	2,776.67	2,776.67
03/15/2017	Paydown	47788NAB4	2,915,000.00	John Deere Owner Trust 2016-B A2 1.09% Due 2/15/2019	0.00	2,647.79	2,647.79
03/18/2017	Paydown	43814GAC4	249,082.28	Honda Auto Receivables 2014-2 A3 0.77% Due 3/19/2018	86,755.49	159.83	86,915.32
03/18/2017	Paydown	43814RAB2	4,140,000.00	Honda Auto Receivables 2016-4 A2 1.04% Due 4/18/2019	378,451.18	3,588.00	382,039.18
03/21/2017	Interest	3133EAY28	3,115,000.00	FFCB Note 0.83% Due 9/21/2017	0.00	12,927.25	12,927.25
03/21/2017	Paydown	43813NAC0	2,352,615.31	Honda Auto Receivables 2015-2 A3 1.04% Due 2/21/2019	126,365.30	2,038.93	128,404.23
03/28/2017	Maturity	21687AQU0	6,525,000.00	Rabobank Nederland NV NY Discount CP 1.12% Due 3/28/2017	6,525,000.00	0.00	6,525,000.00
03/31/2017	Interest	912828Q37	6,500,000.00	US Treasury Note 1.25% Due 3/31/2021	0.00	40,625.00	40,625.00
03/31/2017	Interest	912828J84	6,350,000.00	US Treasury Note 1.375% Due 3/31/2020	0.00	43,656.25	43,656.25
03/31/2017	Interest	912828T34	6,550,000.00	US Treasury Note 1.125% Due 9/30/2021	0.00	36,843.75	36,843.75
Mar 2017					22,999,071.38	496,976.89	23,496,048.27
04/02/2017	Interest	3137EADM8	5,350,000.00	FHLMC Note 1.25% Due 10/2/2019	0.00	33,437.50	33,437.50
04/07/2017	Interest	3135G0Q89	1,150,000.00	FNMA Note 1.375% Due 10/7/2021	0.00	7,906.25	7,906.25
04/10/2017	Interest	02665WAC5	1,950,000.00	American Honda Finance Note 2.125% Due 10/10/2018	0.00	20,718.76	20,718.76
04/11/2017	Interest	931142DF7	1,045,000.00	Wal-Mart Stores Note 1.125% Due 4/11/2018	0.00	5,878.13	5,878.13
04/15/2017	Dividend	90LAIF\$00	38,763,706.00	Local Agency Investment Fund State Pool	0.00	45,249.65	45,249.65
04/15/2017	Interest	880591EQ1	3,775,000.00	Tennessee Valley Authority Note 1.75% Due 10/15/2018	0.00	33,031.25	33,031.25
04/15/2017	Paydown	89231LAB3	2,675,000.00	Toyota Auto Receivables Owner 2016-D 1.06% Due 5/15/2019	130,056.31	2,245.78	132,302.09
04/15/2017	Paydown	161571HH0	4,140,000.00	Chase CHAIT Pool #2016-A7 1.06% Due 9/16/2019	1,007,838.00	2,598.37	1,010,436.37



Cash Flow Report

From 02/28/2017

Payment Date	Transaction Type	CUSIP	Quantity	Security Description	Principal Amount	Income	Total Amount
04/15/2017	Paydown	43814QAC2	1,770,000.00	Honda Auto Receivables 2016-2 A3 1.39% Due 4/15/2020	45,641.12	1,997.44	47,638.56
04/15/2017	Paydown	47788NAB4	2,915,000.00	John Deere Owner Trust 2016-B A2 1.09% Due 2/15/2019	124,306.16	2,647.79	126,953.95
04/15/2017	Paydown	65478WAB1	2,040,000.00	Nissan Auto Receivables Owner 2016-C A2A 1.07% Due 5/15/2019	74,749.97	1,752.41	76,502.38
04/15/2017	Paydown	43814HAC2	434,440.67	Honda Auto Receivables 2014-3 A3 0.88% Due 6/15/2018	89,064.59	251.78	89,316.37
04/15/2017	Paydown	477877AD6	1,262,520.12	John Deere Owner Trust 2014-B A3 1.07% Due 11/15/2018	156,060.62	981.93	157,042.55
04/15/2017	Paydown	47787VAC5	310,941.67	John Deere Owner Trust 2014-A A3 0.92% Due 4/16/2018	152,068.27	116.58	152,184.85
04/15/2017	Paydown	47788MAC4	2,450,000.00	John Deere Owner Trust 2016-A A3 1.36% Due 4/15/2020	0.00	2,776.67	2,776.67
04/15/2017	Paydown	89231TAB6	186,679.93	Toyota Auto Receivables Owner 2015-C 0.92% Due 2/15/2018	18,781.35	128.17	18,909.52
04/15/2017	Paydown	89236WAC2	1,710,765.93	Toyota Auto Receivables Owner 2015-A 1.12% Due 2/15/2019	161,268.54	1,442.34	162,710.88
04/18/2017	Paydown	43814GAC4	249,082.28	Honda Auto Receivables 2014-2 A3 0.77% Due 3/19/2018	83,028.64	104.16	83,132.80
04/18/2017	Paydown	43814RAB2	4,140,000.00	Honda Auto Receivables 2016-4 A2 1.04% Due 4/18/2019	361,130.71	3,260.01	364,390.72
04/21/2017	Paydown	43813NAC0	2,352,615.31	Honda Auto Receivables 2015-2 A3 1.04% Due 2/21/2019	123,924.88	1,929.42	125,854.30
04/25/2017	Interest	91159HHH6	4,025,000.00	US Bancorp Callable Note Cont 3/25/2019 2.2% Due 4/25/2019	0.00	44,275.00	44,275.00
04/25/2017	Interest	3130A4GJ5	3,335,000.00	FHLB Note 1.125% Due 4/25/2018	0.00	18,759.37	18,759.37
04/30/2017	Interest	713448CR7	2,520,000.00	PepsiCo Inc Note 1.25% Due 4/30/2018	0.00	15,750.00	15,750.00
04/30/2017	Interest	912828L99	6,400,000.00	US Treasury Note 1.375% Due 10/31/2020	0.00	44,000.00	44,000.00
04/30/2017	Interest	912828ST8	5,350,000.00	US Treasury Note 1.25% Due 4/30/2019	0.00	33,437.50	33,437.50
Apr 2017					2,527,919.16	324,676.26	2,852,595.42
05/01/2017	Interest	3137EADR7	2,200,000.00	FHLMC Note 1.375% Due 5/1/2020	0.00	15,125.00	15,125.00
05/03/2017	Interest	00440EAT4	4,045,000.00	ACE INA Holdings Inc Callable Note Cont 10/3/2020 2.3% Due 11/3/2020	0.00	46,517.50	46,517.50



Cash Flow Report

From 02/28/2017

Payment Date	Transaction Type	CUSIP	Quantity	Security Description	Principal Amount	Income	Total Amount
05/03/2017	Interest	037833AJ9	3,000,000.00	Apple Inc Note 1% Due 5/3/2018	0.00	15,000.00	15,000.00
05/03/2017	Interest	594918BG8	1,515,000.00	Microsoft Callable Note Cont. 10/03/20 2% Due 11/3/2020	0.00	15,150.00	15,150.00
05/06/2017	Interest	3135G0K69	5,900,000.00	FNMA Note 1.25% Due 5/6/2021	0.00	36,875.00	36,875.00
05/07/2017	Interest	74005PBH6	2,990,000.00	Praxair Note 1.25% Due 11/7/2018	0.00	18,687.50	18,687.50
05/15/2017	Interest	91159HHE3	265,000.00	US Bancorp Callable Note Cont 10/15/2018 1.95% Due 11/15/2018	0.00	2,583.75	2,583.75
05/15/2017	Maturity	717081DJ9	685,000.00	Pfizer Inc. Note 1.1% Due 5/15/2017	685,000.00	3,767.50	688,767.50
05/15/2017	Paydown	89236WAC2	1,710,765.93	Toyota Auto Receivables Owner 2015-A 1.12% Due 2/15/2019	157,126.74	1,291.82	158,418.56
05/15/2017	Paydown	43814HAC2	434,440.67	Honda Auto Receivables 2014-3 A3 0.88% Due 6/15/2018	86,955.10	186.46	87,141.56
05/15/2017	Paydown	477877AD6	1,262,520.12	John Deere Owner Trust 2014-B A3 1.07% Due 11/15/2018	150,818.74	842.78	151,661.52
05/15/2017	Paydown	47788MAC4	2,450,000.00	John Deere Owner Trust 2016-A A3 1.36% Due 4/15/2020	0.00	2,776.67	2,776.67
05/15/2017	Paydown	47788NAB4	2,915,000.00	John Deere Owner Trust 2016-B A2 1.09% Due 2/15/2019	124,524.62	2,534.88	127,059.50
05/15/2017	Paydown	161571HH0	4,140,000.00	Chase CHAIT Pool #2016-A7 1.06% Due 9/16/2019	810,411.11	1,708.12	812,119.23
05/15/2017	Paydown	43814QAC2	1,770,000.00	Honda Auto Receivables 2016-2 A3 1.39% Due 4/15/2020	45,693.98	1,944.58	47,638.56
05/15/2017	Paydown	65478WAB1	2,040,000.00	Nissan Auto Receivables Owner 2016-C A2A 1.07% Due 5/15/2019	74,816.62	1,685.76	76,502.38
05/15/2017	Paydown	89231LAB3	2,675,000.00	Toyota Auto Receivables Owner 2016-D 1.06% Due 5/15/2019	127,502.11	2,130.90	129,633.01
05/15/2017	Paydown	89231TAB6	186,679.93	Toyota Auto Receivables Owner 2015-C 0.92% Due 2/15/2018	18,066.65	113.78	18,180.43
05/18/2017	Paydown	43814GAC4	249,082.28	Honda Auto Receivables 2014-2 A3 0.77% Due 3/19/2018	79,298.15	50.88	79,349.03
05/18/2017	Paydown	43814RAB2	4,140,000.00	Honda Auto Receivables 2016-4 A2 1.04% Due 4/18/2019	343,783.31	2,947.03	346,730.34
05/19/2017	Interest	857477AV5	2,380,000.00	State Street Bank Note 1.95% Due 5/19/2021	0.00	23,205.00	23,205.00
05/20/2017	Interest	747525AD5	3,675,000.00	Qualcomm Inc Note 2.25% Due 5/20/2020	0.00	41,343.75	41,343.75



Cash Flow Report

From 02/28/2017

Payment Date	Transaction Type	CUSIP	Quantity	Security Description	Principal Amount	Income	Total Amount
05/21/2017	Paydown	43813NAC0	2,352,615.31	Honda Auto Receivables 2015-2 A3 1.04% Due 2/21/2019	121,481.24	1,822.01	123,303.25
05/30/2017	Interest	3137EADG1	5,275,000.00	FHLMC Note 1.75% Due 5/30/2019	0.00	46,156.25	46,156.25
05/30/2017	Interest	3135G0F73	6,400,000.00	FNMA Note 1.5% Due 11/30/2020	0.00	48,000.00	48,000.00
05/31/2017	Interest	912828VF4	3,000,000.00	US Treasury Note 1.375% Due 5/31/2020	0.00	20,625.00	20,625.00
05/31/2017	Interest	912828UB4	6,475,000.00	US Treasury Note 1% Due 11/30/2019	0.00	32,375.00	32,375.00
May 2017					2,825,478.37	385,446.92	3,210,925.29
06/01/2017	Maturity	913017BU2	3,120,000.00	United Tech Corp Note 1.8% Due 6/1/2017	3,120,000.00	28,080.00	3,148,080.00
06/05/2017	Interest	166764AA8	1,550,000.00	Chevron Corp Callable Note Cont 11/5/17 1.104% Due 12/5/2017	0.00	8,556.00	8,556.00
06/11/2017	Interest	02665WAQ4	1,665,000.00	American Honda Finance Note 1.55% Due 12/11/2017	0.00	12,903.75	12,903.75
06/13/2017	Interest	24422ESF7	565,000.00	John Deere Capital Corp Note 1.95% Due 12/13/2018	0.00	5,508.75	5,508.75
06/14/2017	Interest	313376BR5	2,500,000.00	FHLB Note 1.75% Due 12/14/2018	0.00	21,875.00	21,875.00
06/15/2017	Interest	912828R85	6,500,000.00	US Treasury Note 0.875% Due 6/15/2019	0.00	28,437.50	28,437.50
06/15/2017	Interest	458140AL4	2,500,000.00	Intel Corp Note 1.35% Due 12/15/2017	0.00	16,875.00	16,875.00
06/15/2017	Paydown	47788NAB4	2,915,000.00	John Deere Owner Trust 2016-B A2 1.09% Due 2/15/2019	124,743.48	2,421.77	127,165.25
06/15/2017	Paydown	65478WAB1	2,040,000.00	Nissan Auto Receivables Owner 2016-C A2A 1.07% Due 5/15/2019	74,883.34	1,619.04	76,502.38
06/15/2017	Paydown	89231LAB3	2,675,000.00	Toyota Auto Receivables Owner 2016-D 1.06% Due 5/15/2019	124,944.50	2,018.27	126,962.77
06/15/2017	Paydown	43814HAC2	434,440.67	Honda Auto Receivables 2014-3 A3 0.88% Due 6/15/2018	84,778.64	122.70	84,901.34
06/15/2017	Paydown	477877AD6	1,262,520.12	John Deere Owner Trust 2014-B A3 1.07% Due 11/15/2018	145,568.21	708.29	146,276.50
06/15/2017	Paydown	47788MAC4	2,450,000.00	John Deere Owner Trust 2016-A A3 1.36% Due 4/15/2020	0.00	2,776.67	2,776.67
06/15/2017	Paydown	89231TAB6	186,679.93	Toyota Auto Receivables Owner 2015-C 0.92% Due 2/15/2018	17,351.35	99.92	17,451.27
06/15/2017	Paydown	89236WAC2	1,710,765.93	Toyota Auto Receivables Owner 2015-A 1.12% Due 2/15/2019	152,980.13	1,145.17	154,125.30



Cash Flow Report

From 02/28/2017

Payment Date	Transaction Type	CUSIP	Quantity	Security Description	Principal Amount	Income	Total Amount
06/15/2017	Paydown	161571HH0	4,140,000.00	Chase CHAIT Pool #2016-A7 1.06% Due 9/16/2019	605,948.40	992.25	606,940.65
06/15/2017	Paydown	43814QAC2	1,770,000.00	Honda Auto Receivables 2016-2 A3 1.39% Due 4/15/2020	45,746.91	1,891.65	47,638.56
06/18/2017	Paydown	43814RAB2	4,140,000.00	Honda Auto Receivables 2016-4 A2 1.04% Due 4/18/2019	326,408.95	2,649.08	329,058.03
06/20/2017	Interest	3135G0ZE6	5,300,000.00	FNMA Note 1.75% Due 6/20/2019	0.00	46,375.00	46,375.00
06/21/2017	Paydown	43813NAC0	2,352,615.31	Honda Auto Receivables 2015-2 A3 1.04% Due 2/21/2019	119,034.35	1,716.73	120,751.08
06/22/2017	Interest	3135G0D75	6,400,000.00	FNMA Note 1.5% Due 6/22/2020	0.00	48,000.00	48,000.00
Jun 2017					4,942,388.26	234,772.54	5,177,160.80
07/05/2017	Interest	3135G0S38	6,400,000.00	FNMA Note 2% Due 1/5/2022	0.00	62,577.78	62,577.78
07/12/2017	Interest	89236TCA1	2,955,000.00	Toyota Motor Credit Corp Note 1.45% Due 1/12/2018	0.00	21,423.75	21,423.75
07/12/2017	Interest	3137EADN6	900,000.00	FHLMC Note 0.75% Due 1/12/2018	0.00	3,375.00	3,375.00
07/13/2017	Interest	3137EADB2	6,400,000.00	FHLMC Note 2.375% Due 1/13/2022	0.00	76,000.00	76,000.00
07/14/2017	Interest	3130A8QS5	2,800,000.00	FHLB Note 1.125% Due 7/14/2021	0.00	15,750.00	15,750.00
07/14/2017	Interest	36962G7G3	3,510,000.00	General Electric Capital Corp Note 2.3% Due 1/14/2019	0.00	40,365.00	40,365.00
07/15/2017	Paydown	161571HH0	4,140,000.00	Chase CHAIT Pool #2016-A7 1.06% Due 9/16/2019	394,229.01	457.00	394,686.01
07/15/2017	Paydown	43814QAC2	1,770,000.00	Honda Auto Receivables 2016-2 A3 1.39% Due 4/15/2020	45,799.90	1,838.66	47,638.56
07/15/2017	Paydown	65478WAB1	2,040,000.00	Nissan Auto Receivables Owner 2016-C A2A 1.07% Due 5/15/2019	74,950.11	1,552.27	76,502.38
07/15/2017	Paydown	89231LAB3	2,675,000.00	Toyota Auto Receivables Owner 2016-D 1.06% Due 5/15/2019	122,383.46	1,907.90	124,291.36
07/15/2017	Paydown	89231TAB6	186,679.93	Toyota Auto Receivables Owner 2015-C 0.92% Due 2/15/2018	16,635.42	86.62	16,722.04
07/15/2017	Paydown	43814HAC2	434,440.67	Honda Auto Receivables 2014-3 A3 0.88% Due 6/15/2018	82,533.57	60.52	82,594.09
07/15/2017	Paydown	477877AD6	1,262,520.12	John Deere Owner Trust 2014-B A3 1.07% Due 11/15/2018	140,308.99	578.49	140,887.48
07/15/2017	Paydown	47788MAC4	2,450,000.00	John Deere Owner Trust 2016-A A3 1.36% Due 4/15/2020	0.00	2,776.67	2,776.67



Cash Flow Report

From 02/28/2017

Payment Date	Transaction Type	CUSIP	Quantity	Security Description	Principal Amount	Income	Total Amount
07/15/2017	Paydown	47788NAB4	2,915,000.00	John Deere Owner Trust 2016-B A2 1.09% Due 2/15/2019	124,962.71	2,308.46	127,271.17
07/15/2017	Paydown	89236WAC2	1,710,765.93	Toyota Auto Receivables Owner 2015-A 1.12% Due 2/15/2019	148,828.71	1,002.39	149,831.10
07/16/2017	Interest	40428HPH9	3,600,000.00	HSBC USA Inc Note 1.625% Due 1/16/2018	0.00	29,250.00	29,250.00
07/18/2017	Paydown	43814RAB2	4,140,000.00	Honda Auto Receivables 2016-4 A2 1.04% Due 4/18/2019	309,007.57	2,366.20	311,373.77
07/21/2017	Paydown	43813NAC0	2,352,615.31	Honda Auto Receivables 2015-2 A3 1.04% Due 2/21/2019	116,584.20	1,613.57	118,197.77
07/24/2017	Interest	91159HHP8	2,000,000.00	US Bancorp Note 2.625% Due 1/24/2022	0.00	26,250.00	26,250.00
07/30/2017	Interest	94974BGF1	3,660,000.00	Wells Fargo Corp Note 2.15% Due 1/30/2020	0.00	39,345.00	39,345.00
07/31/2017	Interest	912828N89	5,100,000.00	US Treasury Note 1.375% Due 1/31/2021	0.00	35,062.50	35,062.50
07/31/2017	Interest	912828TH3	6,700,000.00	US Treasury Note 0.875% Due 7/31/2019	0.00	29,312.50	29,312.50
Jul 2017					1,576,223.65	395,260.28	1,971,483.93
08/01/2017	Interest	3137EADK2	5,400,000.00	FHLMC Note 1.25% Due 8/1/2019	0.00	33,750.00	33,750.00
08/06/2017	Interest	459200HZ7	3,440,000.00	IBM Corp Note 1.125% Due 2/6/2018	0.00	19,350.00	19,350.00
08/08/2017	Interest	594918BP8	2,980,000.00	Microsoft Callable Note Cont 7/8/21 1.55% Due 8/8/2021	0.00	23,095.00	23,095.00
08/11/2017	Interest	69371RN44	1,730,000.00	Paccar Financial Corp Note 1.65% Due 8/11/2021	0.00	14,272.50	14,272.50
08/12/2017	Interest	3137EAEC9	6,555,000.00	FHLMC Note 1.125% Due 8/12/2021	0.00	36,871.88	36,871.88
08/15/2017	Interest	084664CK5	1,905,000.00	Berkshire Hathaway Note 1.3% Due 8/15/2019	0.00	12,382.50	12,382.50
08/15/2017	Interest	22160KAG0	1,565,000.00	Costco Wholesale Corp Note 1.75% Due 2/15/2020	0.00	13,693.75	13,693.75
08/15/2017	Paydown	43814QAC2	1,770,000.00	Honda Auto Receivables 2016-2 A3 1.39% Due 4/15/2020	45,852.95	1,785.61	47,638.56
08/15/2017	Paydown	47788NAB4	2,915,000.00	John Deere Owner Trust 2016-B A2 1.09% Due 2/15/2019	125,182.34	2,194.95	127,377.29
08/15/2017	Paydown	65478WAB1	2,040,000.00	Nissan Auto Receivables Owner 2016-C A2A 1.07% Due 5/15/2019	75,016.94	1,485.44	76,502.38
08/15/2017	Paydown	89231LAB3	2,675,000.00	Toyota Auto Receivables Owner 2016-D 1.06% Due 5/15/2019	119,818.98	1,799.80	121,618.78



Cash Flow Report

From 02/28/2017

Payment Date	Transaction Type	CUSIP	Quantity	Security Description	Principal Amount	Income	Total Amount
08/15/2017	Paydown	161571HH0	4,140,000.00	Chase CHAIT Pool #2016-A7 1.06% Due 9/16/2019	123,129.87	108.76	123,238.63
08/15/2017	Paydown	477877AD6	1,262,520.12	John Deere Owner Trust 2014-B A3 1.07% Due 11/15/2018	135,041.07	453.38	135,494.45
08/15/2017	Paydown	47788MAC4	2,450,000.00	John Deere Owner Trust 2016-A A3 1.36% Due 4/15/2020	0.00	2,776.67	2,776.67
08/15/2017	Paydown	89231TAB6	186,679.93	Toyota Auto Receivables Owner 2015-C 0.92% Due 2/15/2018	15,918.86	73.87	15,992.73
08/15/2017	Paydown	89236WAC2	1,710,765.93	Toyota Auto Receivables Owner 2015-A 1.12% Due 2/15/2019	144,672.49	863.47	145,535.96
08/17/2017	Interest	3135G0N82	6,500,000.00	FNMA Note 1.25% Due 8/17/2021	0.00	40,625.00	40,625.00
08/18/2017	Interest	3130A7CV5	6,450,000.00	FHLB Note 1.375% Due 2/18/2021	0.00	44,343.75	44,343.75
08/18/2017	Paydown	43814RAB2	4,140,000.00	Honda Auto Receivables 2016-4 A2 1.04% Due 4/18/2019	291,579.16	2,098.39	293,677.55
08/19/2017	Interest	3135G0ZA4	3,700,000.00	FNMA Note 1.875% Due 2/19/2019	0.00	34,687.50	34,687.50
08/21/2017	Paydown	43813NAC0	2,352,615.31	Honda Auto Receivables 2015-2 A3 1.04% Due 2/21/2019	114,130.80	1,512.53	115,643.33
08/26/2017	Interest	3135G0J20	6,400,000.00	FNMA Note 1.375% Due 2/26/2021	0.00	44,000.00	44,000.00
08/31/2017	Interest	912828UQ1	5,925,000.00	US Treasury Note 1.25% Due 2/29/2020	0.00	37,031.25	37,031.25
08/31/2017	Interest	912828B90	6,000,000.00	US Treasury Note 2% Due 2/28/2021	0.00	60,000.00	60,000.00
08/31/2017	Interest	912828L32	6,700,000.00	US Treasury Note 1.375% Due 8/31/2020	0.00	46,062.50	46,062.50
Aug 2017					1,190,343.46	475,318.50	1,665,661.96
09/01/2017	Interest	30231GAV4	4,493,000.00	Exxon Mobil Corp Callable Note Cont 2/1/2021 2.222% Due 3/1/2021	0.00	49,917.23	49,917.23
09/01/2017	Interest	17275RAR3	2,395,000.00	Cisco Systems Note 2.125% Due 3/1/2019	0.00	25,446.89	25,446.89
09/02/2017	Interest	166764AV2	1,350,000.00	Chevron Corp Note 1.365% Due 3/2/2018	0.00	9,213.75	9,213.75
09/09/2017	Interest	313378A43	5,285,000.00	FHLB Note 1.375% Due 3/9/2018	0.00	36,334.38	36,334.38
09/10/2017	Interest	808513AK1	3,635,000.00	Charles Schwab Corp Callable Note Cont 2/10/2018 1.5% Due 3/10/2018	0.00	27,262.50	27,262.50



Cash Flow Report

From 02/28/2017

Payment Date	Transaction Type	CUSIP	Quantity	Security Description	Principal Amount	Income	Total Amount
09/11/2017	Interest	06406HCW7	3,625,000.00	Bank of New York Callable Note Cont 8/11/2019 2.3% Due 9/11/2019	0.00	41,687.50	41,687.50
09/12/2017	Interest	3135G0ZG1	5,300,000.00	FNMA Note 1.75% Due 9/12/2019	0.00	46,375.00	46,375.00
09/15/2017	Interest	68389XBK0	4,100,000.00	Oracle Corp Callable Note Cont 8/01/21 1.9% Due 9/15/2021	0.00	38,950.00	38,950.00
09/15/2017	Paydown	89236WAC2	1,710,765.93	Toyota Auto Receivables Owner 2015-A 1.12% Due 2/15/2019	140,511.43	728.45	141,239.88
09/15/2017	Paydown	477877AD6	1,262,520.12	John Deere Owner Trust 2014-B A3 1.07% Due 11/15/2018	129,764.44	332.98	130,097.42
09/15/2017	Paydown	47788MAC4	2,450,000.00	John Deere Owner Trust 2016-A A3 1.36% Due 4/15/2020	144,277.44	2,776.67	147,054.11
09/15/2017	Paydown	47788NAB4	2,915,000.00	John Deere Owner Trust 2016-B A2 1.09% Due 2/15/2019	125,402.34	2,081.25	127,483.59
09/15/2017	Paydown	43814QAC2	1,770,000.00	Honda Auto Receivables 2016-2 A3 1.39% Due 4/15/2020	45,906.07	1,732.49	47,638.56
09/15/2017	Paydown	65478WAB1	2,040,000.00	Nissan Auto Receivables Owner 2016-C A2A 1.07% Due 5/15/2019	75,083.83	1,418.55	76,502.38
09/15/2017	Paydown	89231LAB3	2,675,000.00	Toyota Auto Receivables Owner 2016-D 1.06% Due 5/15/2019	117,251.08	1,693.96	118,945.04
09/15/2017	Paydown	89231TAB6	186,679.93	Toyota Auto Receivables Owner 2015-C 0.92% Due 2/15/2018	15,201.70	61.66	15,263.36
09/18/2017	Paydown	43814RAB2	4,140,000.00	Honda Auto Receivables 2016-4 A2 1.04% Due 4/18/2019	274,123.66	1,845.69	275,969.35
09/21/2017	Maturity	3133EAY28	3,115,000.00	FFCB Note 0.83% Due 9/21/2017	3,115,000.00	12,927.25	3,127,927.25
09/21/2017	Paydown	43813NAC0	2,352,615.31	Honda Auto Receivables 2015-2 A3 1.04% Due 2/21/2019	111,674.16	1,413.61	113,087.77
09/30/2017	Interest	912828J84	6,350,000.00	US Treasury Note 1.375% Due 3/31/2020	0.00	43,656.25	43,656.25
09/30/2017	Interest	912828Q37	6,500,000.00	US Treasury Note 1.25% Due 3/31/2021	0.00	40,625.00	40,625.00
09/30/2017	Interest	912828T34	6,550,000.00	US Treasury Note 1.125% Due 9/30/2021	0.00	36,843.75	36,843.75
Sep 2017					4,294,196.15	423,324.81	4,717,520.96
10/02/2017	Interest	3137EADM8	5,350,000.00	FHLMC Note 1.25% Due 10/2/2019	0.00	33,437.50	33,437.50
10/07/2017	Interest	3135G0Q89	1,150,000.00	FNMA Note 1.375% Due 10/7/2021	0.00	7,906.25	7,906.25
10/10/2017	Interest	02665WAC5	1,950,000.00	American Honda Finance Note 2.125% Due 10/10/2018	0.00	20,718.76	20,718.76



Cash Flow Report

From 02/28/2017

Payment Date	Transaction Type	CUSIP	Quantity	Security Description	Principal Amount	Income	Total Amount
10/11/2017	Interest	931142DF7	1,045,000.00	Wal-Mart Stores Note 1.125% Due 4/11/2018	0.00	5,878.13	5,878.13
10/15/2017	Interest	880591EQ1	3,775,000.00	Tennessee Valley Authority Note 1.75% Due 10/15/2018	0.00	33,031.25	33,031.25
10/15/2017	Paydown	89231LAB3	2,675,000.00	Toyota Auto Receivables Owner 2016-D 1.06% Due 5/15/2019	114,679.73	1,590.39	116,270.12
10/15/2017	Paydown	43814QAC2	1,770,000.00	Honda Auto Receivables 2016-2 A3 1.39% Due 4/15/2020	45,959.24	1,679.32	47,638.56
10/15/2017	Paydown	65478WAB1	2,040,000.00	Nissan Auto Receivables Owner 2016-C A2A 1.07% Due 5/15/2019	75,150.78	1,351.60	76,502.38
10/15/2017	Paydown	477877AD6	1,262,520.12	John Deere Owner Trust 2014-B A3 1.07% Due 11/15/2018	124,479.12	217.26	124,696.38
10/15/2017	Paydown	47788MAC4	2,450,000.00	John Deere Owner Trust 2016-A A3 1.36% Due 4/15/2020	140,086.34	2,613.15	142,699.49
10/15/2017	Paydown	47788NAB4	2,915,000.00	John Deere Owner Trust 2016-B A2 1.09% Due 2/15/2019	125,622.74	1,967.34	127,590.08
10/15/2017	Paydown	89231TAB6	186,679.93	Toyota Auto Receivables Owner 2015-C 0.92% Due 2/15/2018	14,483.91	50.01	14,533.92
10/15/2017	Paydown	89236WAC2	1,710,765.93	Toyota Auto Receivables Owner 2015-A 1.12% Due 2/15/2019	136,345.55	597.31	136,942.86
10/18/2017	Paydown	43814RAB2	4,140,000.00	Honda Auto Receivables 2016-4 A2 1.04% Due 4/18/2019	256,641.06	1,608.11	258,249.17
10/21/2017	Paydown	43813NAC0	2,352,615.31	Honda Auto Receivables 2015-2 A3 1.04% Due 2/21/2019	109,214.25	1,316.83	110,531.08
10/25/2017	Interest	91159HHH6	4,025,000.00	US Bancorp Callable Note Cont 3/25/2019 2.2% Due 4/25/2019	0.00	44,275.00	44,275.00
10/25/2017	Interest	3130A4GJ5	3,335,000.00	FHLB Note 1.125% Due 4/25/2018	0.00	18,759.37	18,759.37
10/30/2017	Interest	713448CR7	2,520,000.00	PepsiCo Inc Note 1.25% Due 4/30/2018	0.00	15,750.00	15,750.00
10/31/2017	Interest	912828L99	6,400,000.00	US Treasury Note 1.375% Due 10/31/2020	0.00	44,000.00	44,000.00
10/31/2017	Interest	912828ST8	5,350,000.00	US Treasury Note 1.25% Due 4/30/2019	0.00	33,437.50	33,437.50
Oct 2017					1,142,662.72	270,185.08	1,412,847.80
11/01/2017	Interest	3137EADR7	2,200,000.00	FHLMC Note 1.375% Due 5/1/2020	0.00	15,125.00	15,125.00
11/03/2017	Interest	00440EAT4	4,045,000.00	ACE INA Holdings Inc Callable Note Cont 10/3/2020 2.3% Due 11/3/2020	0.00	46,517.50	46,517.50



Cash Flow Report

From 02/28/2017

Payment Date	Transaction Type	CUSIP	Quantity	Security Description	Principal Amount	Income	Total Amount
11/03/2017	Interest	037833AJ9	3,000,000.00	Apple Inc Note 1% Due 5/3/2018	0.00	15,000.00	15,000.00
11/03/2017	Interest	594918BG8	1,515,000.00	Microsoft Callable Note Cont. 10/03/20 2% Due 11/3/2020	0.00	15,150.00	15,150.00
11/06/2017	Interest	3135G0K69	5,900,000.00	FNMA Note 1.25% Due 5/6/2021	0.00	36,875.00	36,875.00
11/07/2017	Interest	74005PBH6	2,990,000.00	Praxair Note 1.25% Due 11/7/2018	0.00	18,687.50	18,687.50
11/15/2017	Interest	91159HHE3	265,000.00	US Bancorp Callable Note Cont 10/15/2018 1.95% Due 11/15/2018	0.00	2,583.75	2,583.75
11/15/2017	Paydown	43814QAC2	1,770,000.00	Honda Auto Receivables 2016-2 A3 1.39% Due 4/15/2020	46,012.48	1,626.08	47,638.56
11/15/2017	Paydown	65478WAB1	2,040,000.00	Nissan Auto Receivables Owner 2016-C A2A 1.07% Due 5/15/2019	75,217.79	1,284.59	76,502.38
11/15/2017	Paydown	89231LAB3	2,675,000.00	Toyota Auto Receivables Owner 2016-D 1.06% Due 5/15/2019	112,104.94	1,489.09	113,594.03
11/15/2017	Paydown	89231TAB6	186,679.93	Toyota Auto Receivables Owner 2015-C 0.92% Due 2/15/2018	13,765.50	38.90	13,804.40
11/15/2017	Paydown	477877AD6	1,262,520.12	John Deere Owner Trust 2014-B A3 1.07% Due 11/15/2018	119,185.04	106.28	119,291.32
11/15/2017	Paydown	47788MAC4	2,450,000.00	John Deere Owner Trust 2016-A A3 1.36% Due 4/15/2020	135,877.94	2,454.39	138,332.33
11/15/2017	Paydown	47788NAB4	2,915,000.00	John Deere Owner Trust 2016-B A2 1.09% Due 2/15/2019	125,843.52	1,853.23	127,696.75
11/15/2017	Paydown	89236WAC2	1,710,765.93	Toyota Auto Receivables Owner 2015-A 1.12% Due 2/15/2019	132,174.85	470.05	132,644.90
11/18/2017	Paydown	43814RAB2	4,140,000.00	Honda Auto Receivables 2016-4 A2 1.04% Due 4/18/2019	239,131.29	1,385.69	240,516.98
11/19/2017	Interest	857477AV5	2,380,000.00	State Street Bank Note 1.95% Due 5/19/2021	0.00	23,205.00	23,205.00
11/20/2017	Interest	747525AD5	3,675,000.00	Qualcomm Inc Note 2.25% Due 5/20/2020	0.00	41,343.75	41,343.75
11/21/2017	Paydown	43813NAC0	2,352,615.31	Honda Auto Receivables 2015-2 A3 1.04% Due 2/21/2019	106,751.08	1,222.18	107,973.26
11/30/2017	Interest	3137EADG1	5,275,000.00	FHLMC Note 1.75% Due 5/30/2019	0.00	46,156.25	46,156.25
11/30/2017	Interest	3135G0F73	6,400,000.00	FNMA Note 1.5% Due 11/30/2020	0.00	48,000.00	48,000.00
11/30/2017	Interest	912828UB4	6,475,000.00	US Treasury Note 1% Due 11/30/2019	0.00	32,375.00	32,375.00



Cash Flow Report

From 02/28/2017

Payment Date	Transaction Type	CUSIP	Quantity	Security Description	Principal Amount	Income	Total Amount
11/30/2017	Interest	912828VF4	3,000,000.00	US Treasury Note 1.375% Due 5/31/2020	0.00	20,625.00	20,625.00
Nov 2017					1,106,064.43	373,574.23	1,479,638.66
12/05/2017	Maturity	166764AA8	1,550,000.00	Chevron Corp Callable Note Cont 11/5/17 1.104% Due 12/5/2017	1,550,000.00	8,556.00	1,558,556.00
12/11/2017	Maturity	02665WAQ4	1,665,000.00	American Honda Finance Note 1.55% Due 12/11/2017	1,665,000.00	12,903.75	1,677,903.75
12/13/2017	Interest	24422ESF7	565,000.00	John Deere Capital Corp Note 1.95% Due 12/13/2018	0.00	5,508.75	5,508.75
12/14/2017	Interest	313376BR5	2,500,000.00	FHLB Note 1.75% Due 12/14/2018	0.00	21,875.00	21,875.00
12/15/2017	Interest	912828R85	6,500,000.00	US Treasury Note 0.875% Due 6/15/2019	0.00	28,437.50	28,437.50
12/15/2017	Maturity	458140AL4	2,500,000.00	Intel Corp Note 1.35% Due 12/15/2017	2,500,000.00	16,875.00	2,516,875.00
12/15/2017	Paydown	65478WAB1	2,040,000.00	Nissan Auto Receivables Owner 2016-C A2A 1.07% Due 5/15/2019	75,284.86	1,217.52	76,502.38
12/15/2017	Paydown	43814QAC2	1,770,000.00	Honda Auto Receivables 2016-2 A3 1.39% Due 4/15/2020	46,065.78	1,572.78	47,638.56
12/15/2017	Paydown	47788MAC4	2,450,000.00	John Deere Owner Trust 2016-A A3 1.36% Due 4/15/2020	131,652.19	2,300.39	133,952.58
12/15/2017	Paydown	47788NAB4	2,915,000.00	John Deere Owner Trust 2016-B A2 1.09% Due 2/15/2019	126,064.69	1,738.92	127,803.61
12/15/2017	Paydown	89231LAB3	2,675,000.00	Toyota Auto Receivables Owner 2016-D 1.06% Due 5/15/2019	109,526.71	1,390.06	110,916.77
12/15/2017	Paydown	89231TAB6	186,679.93	Toyota Auto Receivables Owner 2015-C 0.92% Due 2/15/2018	13,046.47	28.35	13,074.82
12/15/2017	Paydown	89236WAC2	1,710,765.93	Toyota Auto Receivables Owner 2015-A 1.12% Due 2/15/2019	127,999.31	346.69	128,346.00
12/18/2017	Paydown	43814RAB2	4,140,000.00	Honda Auto Receivables 2016-4 A2 1.04% Due 4/18/2019	221,594.34	1,178.44	222,772.78
12/20/2017	Interest	3135G0ZE6	5,300,000.00	FNMA Note 1.75% Due 6/20/2019	0.00	46,375.00	46,375.00
12/21/2017	Paydown	43813NAC0	2,352,615.31	Honda Auto Receivables 2015-2 A3 1.04% Due 2/21/2019	104,284.63	1,129.67	105,414.30
12/22/2017	Interest	3135G0D75	6,400,000.00	FNMA Note 1.5% Due 6/22/2020	0.00	48,000.00	48,000.00
Dec 2017					6,670,518.98	199,433.82	6,869,952.80
01/05/2018	Interest	3135G0S38	6,400,000.00	FNMA Note 2% Due 1/5/2022	0.00	64,000.00	64,000.00



Cash Flow Report

From 02/28/2017

Payment Date	Transaction Type	CUSIP	Quantity	Security Description	Principal Amount	Income	Total Amount
01/12/2018	Maturity	3137EADN6	900,000.00	FHLMC Note 0.75% Due 1/12/2018	900,000.00	3,375.00	903,375.00
01/12/2018	Maturity	89236TCA1	2,955,000.00	Toyota Motor Credit Corp Note 1.45% Due 1/12/2018	2,955,000.00	21,423.75	2,976,423.75
01/13/2018	Interest	3137EADB2	6,400,000.00	FHLMC Note 2.375% Due 1/13/2022	0.00	76,000.00	76,000.00
01/14/2018	Interest	3130A8QS5	2,800,000.00	FHLB Note 1.125% Due 7/14/2021	0.00	15,750.00	15,750.00
01/14/2018	Interest	36962G7G3	3,510,000.00	General Electric Capital Corp Note 2.3% Due 1/14/2019	0.00	40,365.00	40,365.00
01/15/2018	Paydown	43814QAC2	1,770,000.00	Honda Auto Receivables 2016-2 A3 1.39% Due 4/15/2020	46,119.14	1,519.42	47,638.56
01/15/2018	Paydown	47788MAC4	2,450,000.00	John Deere Owner Trust 2016-A A3 1.36% Due 4/15/2020	127,409.01	2,151.19	129,560.20
01/15/2018	Paydown	89231LAB3	2,675,000.00	Toyota Auto Receivables Owner 2016-D 1.06% Due 5/15/2019	106,945.03	1,293.31	108,238.34
01/15/2018	Paydown	47788NAB4	2,915,000.00	John Deere Owner Trust 2016-B A2 1.09% Due 2/15/2019	126,286.24	1,624.42	127,910.66
01/15/2018	Paydown	65478WAB1	2,040,000.00	Nissan Auto Receivables Owner 2016-C A2A 1.07% Due 5/15/2019	75,351.99	1,150.39	76,502.38
01/15/2018	Paydown	89231TAB6	186,679.93	Toyota Auto Receivables Owner 2015-C 0.92% Due 2/15/2018	12,326.81	18.35	12,345.16
01/15/2018	Paydown	89236WAC2	1,710,765.93	Toyota Auto Receivables Owner 2015-A 1.12% Due 2/15/2019	123,818.93	227.22	124,046.15
01/16/2018	Maturity	40428HPH9	3,600,000.00	HSBC USA Inc Note 1.625% Due 1/16/2018	3,600,000.00	29,250.00	3,629,250.00
01/18/2018	Paydown	43814RAB2	4,140,000.00	Honda Auto Receivables 2016-4 A2 1.04% Due 4/18/2019	204,030.14	986.40	205,016.54
01/21/2018	Paydown	43813NAC0	2,352,615.31	Honda Auto Receivables 2015-2 A3 1.04% Due 2/21/2019	101,814.93	1,039.28	102,854.21
01/24/2018	Interest	91159HHP8	2,000,000.00	US Bancorp Note 2.625% Due 1/24/2022	0.00	26,250.00	26,250.00
01/30/2018	Interest	94974BGF1	3,660,000.00	Wells Fargo Corp Note 2.15% Due 1/30/2020	0.00	39,345.00	39,345.00
01/31/2018	Interest	912828N89	5,100,000.00	US Treasury Note 1.375% Due 1/31/2021	0.00	35,062.50	35,062.50
01/31/2018	Interest	912828TH3	6,700,000.00	US Treasury Note 0.875% Due 7/31/2019	0.00	29,312.50	29,312.50
Jan 2018					8,379,102.22	390,143.73	8,769,245.95
02/01/2018	Interest	3137EADK2	5,400,000.00	FHLMC Note 1.25% Due 8/1/2019	0.00	33,750.00	33,750.00



Cash Flow Report

From 02/28/2017

Payment Date	Transaction Type	CUSIP	Quantity	Security Description	Principal Amount	Income	Total Amount
02/06/2018	Maturity	459200HZ7	3,440,000.00	IBM Corp Note 1.125% Due 2/6/2018	3,440,000.00	19,350.00	3,459,350.00
02/08/2018	Interest	594918BP8	2,980,000.00	Microsoft Callable Note Cont 7/8/21 1.55% Due 8/8/2021	0.00	23,095.00	23,095.00
02/11/2018	Interest	69371RN44	1,730,000.00	Paccar Financial Corp Note 1.65% Due 8/11/2021	0.00	14,272.50	14,272.50
02/12/2018	Interest	3137EAEC9	6,555,000.00	FHLMC Note 1.125% Due 8/12/2021	0.00	36,871.88	36,871.88
02/15/2018	Interest	084664CK5	1,905,000.00	Berkshire Hathaway Note 1.3% Due 8/15/2019	0.00	12,382.50	12,382.50
02/15/2018	Interest	22160KAG0	1,565,000.00	Costco Wholesale Corp Note 1.75% Due 2/15/2020	0.00	13,693.75	13,693.75
02/15/2018	Paydown	65478WAB1	2,040,000.00	Nissan Auto Receivables Owner 2016-C A2A 1.07% Due 5/15/2019	75,419.17	1,083.21	76,502.38
02/15/2018	Paydown	43814QAC2	1,770,000.00	Honda Auto Receivables 2016-2 A3 1.39% Due 4/15/2020	46,172.56	1,466.00	47,638.56
02/15/2018	Paydown	47788MAC4	2,450,000.00	John Deere Owner Trust 2016-A A3 1.36% Due 4/15/2020	123,148.36	2,006.79	125,155.15
02/15/2018	Paydown	47788NAB4	2,915,000.00	John Deere Owner Trust 2016-B A2 1.09% Due 2/15/2019	126,508.19	1,509.71	128,017.90
02/15/2018	Paydown	89231LAB3	2,675,000.00	Toyota Auto Receivables Owner 2016-D 1.06% Due 5/15/2019	104,359.90	1,198.84	105,558.74
02/15/2018	Paydown	89231TAB6	186,679.93	Toyota Auto Receivables Owner 2015-C 0.92% Due 2/15/2018	11,606.53	8.90	11,615.43
02/15/2018	Paydown	89236WAC2	1,710,765.93	Toyota Auto Receivables Owner 2015-A 1.12% Due 2/15/2019	119,633.70	111.66	119,745.36
02/17/2018	Interest	3135G0N82	6,500,000.00	FNMA Note 1.25% Due 8/17/2021	0.00	40,625.00	40,625.00
02/18/2018	Interest	3130A7CV5	6,450,000.00	FHLB Note 1.375% Due 2/18/2021	0.00	44,343.75	44,343.75
02/18/2018	Paydown	43814RAB2	4,140,000.00	Honda Auto Receivables 2016-4 A2 1.04% Due 4/18/2019	186,438.69	809.57	187,248.26
02/19/2018	Interest	3135G0ZA4	3,700,000.00	FNMA Note 1.875% Due 2/19/2019	0.00	34,687.50	34,687.50
02/21/2018	Paydown	43813NAC0	2,352,615.31	Honda Auto Receivables 2015-2 A3 1.04% Due 2/21/2019	99,341.96	951.04	100,293.00
02/26/2018	Interest	3135G0J20	6,400,000.00	FNMA Note 1.375% Due 2/26/2021	0.00	44,000.00	44,000.00
02/28/2018	Interest	912828B90	6,000,000.00	US Treasury Note 2% Due 2/28/2021	0.00	60,000.00	60,000.00



Cash Flow Report

From 02/28/2017

Payment Date	Transaction Type	CUSIP	Quantity	Security Description	Principal Amount	Income	Total Amount
02/28/2018	Interest	912828L32	6,700,000.00	US Treasury Note 1.375% Due 8/31/2020	0.00	46,062.50	46,062.50
02/28/2018	Interest	912828UQ1	5,925,000.00	US Treasury Note 1.25% Due 2/29/2020	0.00	37,031.25	37,031.25
Feb 2018					4,332,629.06	469,311.35	4,801,940.41
Total					61,986,597.84	4,438,424.41	66,425,022.25

Stockton Consolidated Portfolio Periodic Total Return		
	%	US \$
1 Month	0.16%	713,080.99
3 Month	0.36%	1,534,293.70
1 Year	0.46%	2,166,677.92
2 Year	1.80%	7,198,831.05