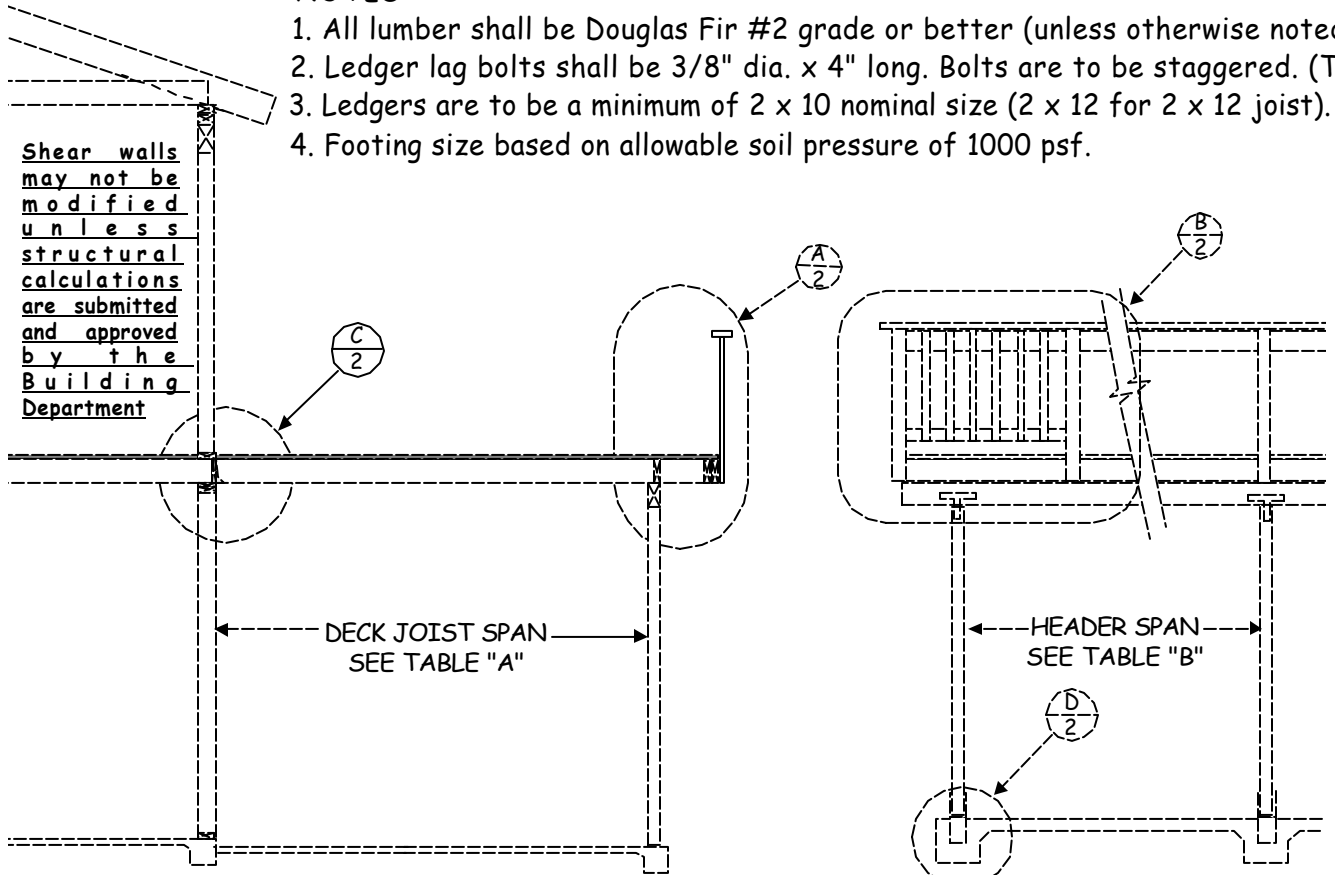


NOTES:

1. All lumber shall be Douglas Fir #2 grade or better (unless otherwise noted).
2. Ledger lag bolts shall be 3/8" dia. x 4" long. Bolts are to be staggered. (Table C)
3. Ledgers are to be a minimum of 2 x 10 nominal size (2 x 12 for 2 x 12 joist).
4. Footing size based on allowable soil pressure of 1000 psf.



Shear walls may not be modified unless structural calculations are submitted and approved by the Building Department


SIDE VIEW SECTION

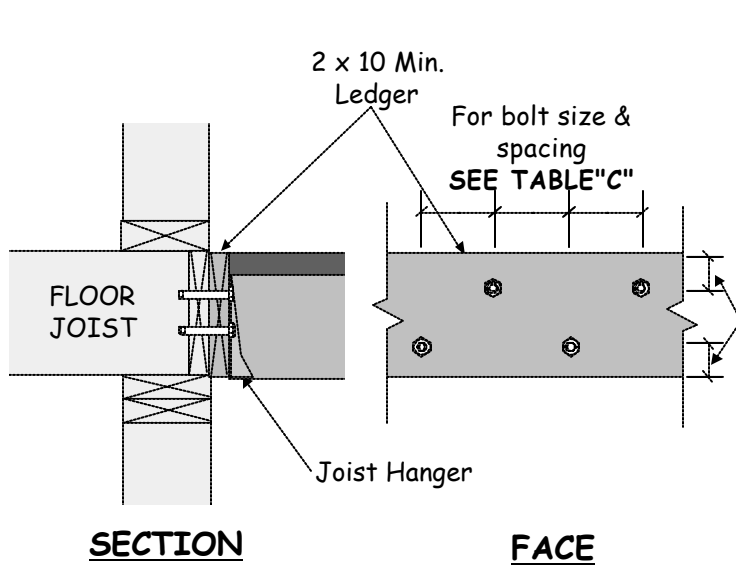
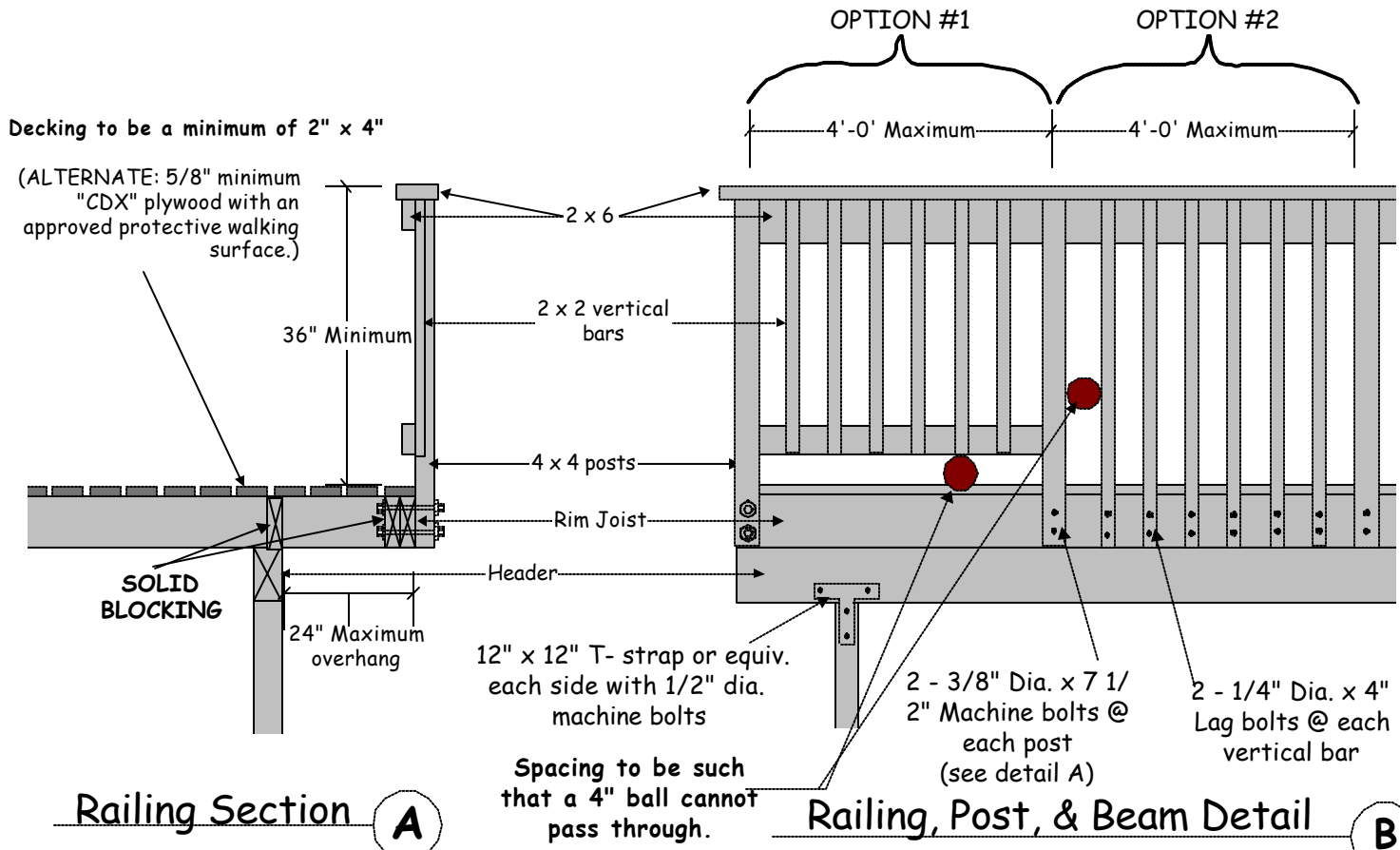
FRONT VIEW ELEVATION

| TABLE "A" | | |
|------------------|----------|-----------|
| DECK JOIST SPAN | | |
| SIZE | SPACING | SPAN |
| 2 x 6 | 12" o.c. | 10' - 4" |
| | 16" o.c. | 9' - 3" |
| | 24" o.c. | 7' - 7" |
| 2 x 8 | 12" o.c. | 13' - 7" |
| | 16" o.c. | 12' - 4" |
| | 24" o.c. | 10' - 5" |
| 2 x 10 | 16" o.c. | 15' - 7" |
| | 24" o.c. | 12' - 8" |
| 2 x 12 | 24" o.c. | 14' - 9" |
| 4 x 6 | 12" o.c. | 13' - 8" |
| | 16" o.c. | 12' - 5" |
| | 24" o.c. | 10' - 10" |
| 4 x 8 | 24" o.c. | 14' - 4" |
| 4 x 10 | 32" o.c. | 16' - 0" |

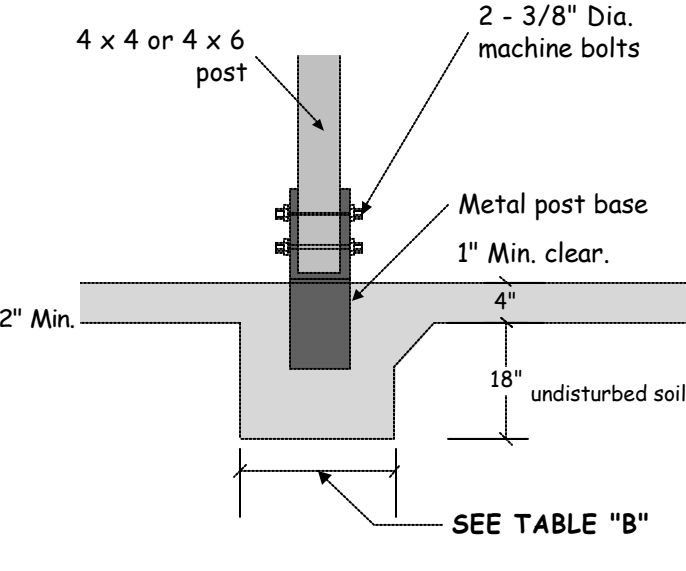
| TABLE "B" | | | |
|----------------------|-----------------------|----------------------------------|----------------------------------|
| IF JOIST SPAN IS.... | AND HEADER SPAN IS... | THEN THE MINIMUM HEADER SIZE IS: | AND THE MINIMUM FOOTING SIZE IS: |
| Up to 16' | Up to 6' | 4 x 8 | 20" sq. x 18" deep |
| Up to 8' | Up to 8' | 4 x 8 | 19" sq. x 18" deep |
| Up to 16' | Up to 8' | 4 x 10 | 23" sq. x 18" deep |
| Up to 8' | Up to 10' | 4 x 10 | 21" sq. x 18" deep |
| Up to 14' | Up to 10' | 4 x 12 | 25" sq. x 18" deep |
| Up to 10' | Up to 12' | 6 x 10 DF#1 | 24" sq. x 18" deep |
| Up to 12' | Up to 14' | 6 x 12 DF#1 | 28" sq. x 18" deep |

| TABLE "C" | |
|----------------------|--------------------------|
| IF JOIST SPAN IS.... | THEN BOLT SPACING IS ... |
| Up to 8' | 7 1/2" o.c. |
| Up to 10' | 6" o.c. |
| Up to 12' | 5" o.c. |
| Up to 14' | 4 1/4" o.c. |
| Up to 16' | 3 3/4" o.c. |

| | | | |
|--|--|--|--------|
|  | Building Division | | |
| | Residential Balcony/Deck Standard | | |
| (209) 937-8561 | 345 N El Dorado St., Stockton CA 95202 | | |
| Fax (209) 937-8893 | 3/14/2005 | | 1 OF 3 |



This deck connection detail is based on the assumption that a minimum 1-1/2" wide rim joist is adequately installed at all edges of the 2nd floor diaphragm. If any other material is used, such as TJI joists, a special engineered design will be required. It is the owner's responsibility to verify the presence of the appropriate rim joist.

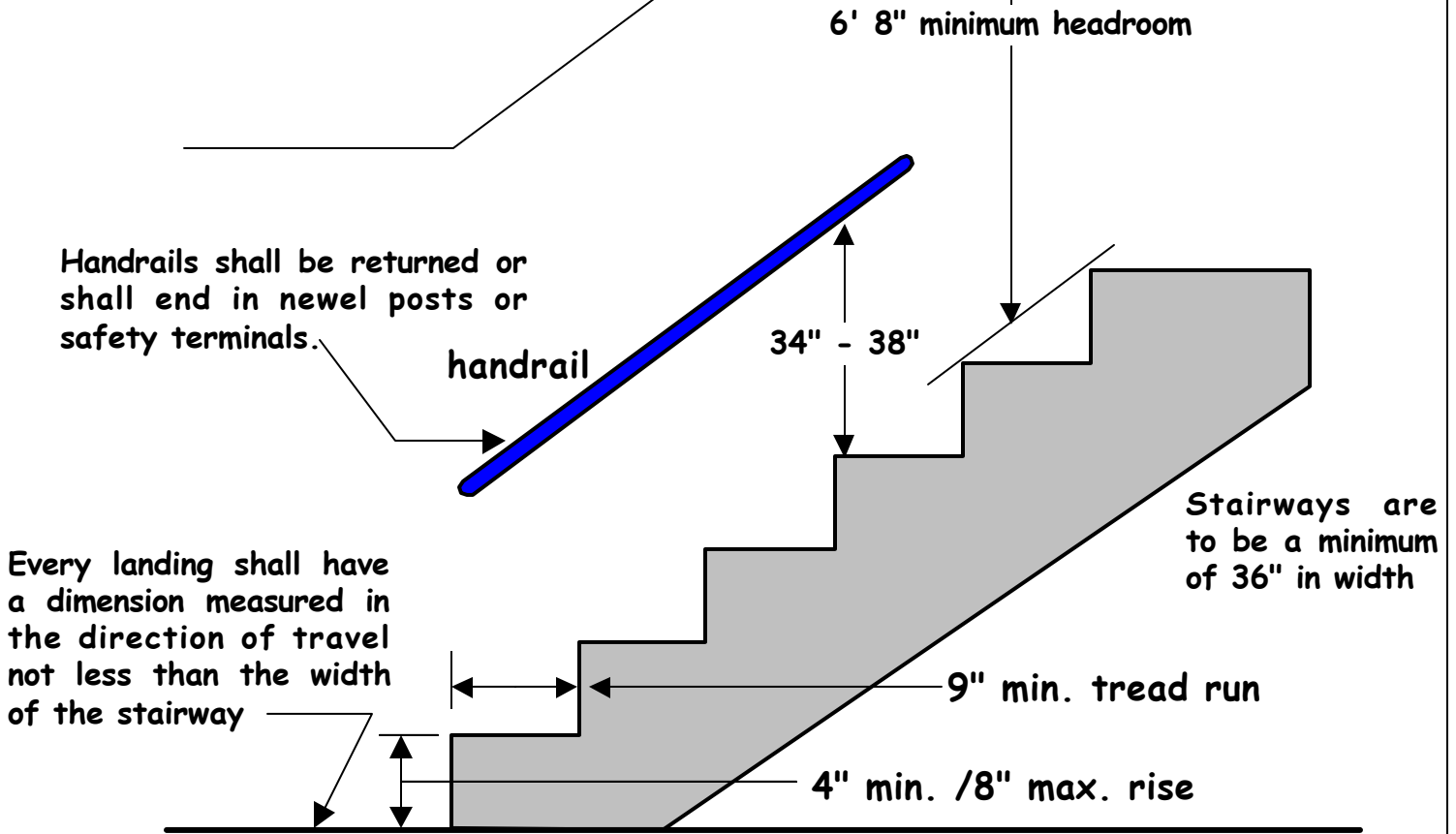


Ledger Detail C

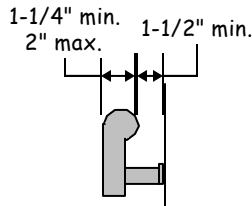
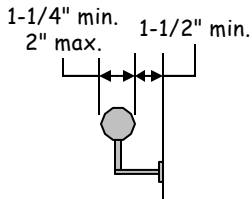
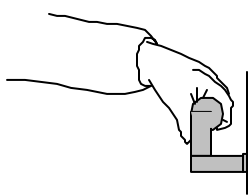
Post Base & Footing Detail D

| | | | |
|--------------------|--|--|--------|
| | Building Division | | |
| | Residential Balcony/Deck Standard | | |
| (209) 937-8561 | 345 N El Dorado St., Stockton CA 95202 | | |
| Fax (209) 937-8893 | 3/14/2005 | | 2 OF 3 |

IMPORTANT NOTE: The largest tread run & the largest riser height within any flight of stairs, MAY NOT exceed the smallest (respectively) by more than 3/8".

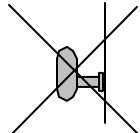
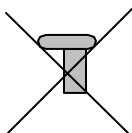


Private (balcony) stairways




NOTE: Other shapes may be acceptable if they provide an equivalent gripping surface.

HANDRAIL DETAILS



These designs are not acceptable

| | | | |
|--|--|--|--------|
|  | Building Division | | |
| | Residential Balcony/Deck Standard | | |
| (209) 937-8561 | 345 N El Dorado St., Stockton CA 95202 | | |
| Fax (209) 937-8893 | 3/14/2005 | | 3 OF 3 |