

**Exemptions continued...**

- Resurfacing cabinets and counter tops.
- Installing new ceramic tile or marlite on shower or tub walls. Resealing existing shower or tub doors.
- Replacing pieces of hardwood flooring.
- Sealing cracks in a foundation.


*Please call (209) 937-8561 during regular business hours if you are unsure whether the work you are planning to do requires a permit.*

**I want to put an addition on my house. What do I need to show on the plans?**

The Building Inspection Division will need 3 sets of plans. The plans must consist of:

- Site plan: Show existing structures on the lot, dimensions of the lot; distance of the structures from the property lines and from each other.
- Foundation plan: show depth, width, and spacing of footings.
- Floor plan: show existing floor plan, and proposed new area.
- Framing Details: Show details of framing members, spans, rafters, joists. Indicate type, size and placement of lumber used.
- Roof framing details: include truss calcs for roof.
- All elevations of exterior of home: North, South, East and West.
- Title 24 calculations: show energy efficiency measures.
- HVAC.
- Electrical (on floor plan).

*All plans should be submitted on 18"x24" minimum sized paper.*



**Will I have to pay school impact fees on my addition?**

Not if it is less than 500 square feet.

**How much are school impact fees?**

It depends on the district your home is located in. Following is a list of school district offices which serve homes in the city limits:


- Lincoln (209) 953-8718
- Stockton (209) 933-7005
- Lodi (209) 331-7219
- Manteca (209) 825-3200

**Where can I obtain more information on State Title 24 Energy Regulations?**

You can call the Energy Hotline at (916) 654-5100 or at (800) 772-3300 or [www.energy.ca.gov/title24](http://www.energy.ca.gov/title24)


**I'd like to build a granny unit on my property, or convert my garage to living area. Who should I talk to first?**

Call the Planning Division at (209) 937-8266 during regular business hours.



**City of Stockton**

**THE BUILDING DIVISION**



**City of Stockton  
Permit Center**  
 345 N. El Dorado Street  
 Stockton, CA 95202  
 (209) 937-8561  
 (209) 937-8893 (FAX)  
[www.stocktongov.com](http://www.stocktongov.com)

## What is our Purpose?

We are committed to the safety and wellbeing of the citizens of our community and to serving you by ensuring that all codes and standards relating to safe occupancy of buildings are met during renovations and new construction.

## We Offer the Following Services...

### Permit and Plan Check Information

If you live in the City of Stockton and are considering remodeling or adding on to your home, we can assist you by explaining what is required for plan review, calculate permit fees and provide you with general information regarding the permit and building process. Please call (209) 937-8561 between the hours of 8 a.m. to 12 p.m. and 1 p.m. to 5 p.m.

### Code Questions/Clarification

If you have questions regarding the correct materials or procedure for your project, we can assist you with code clarification. Call (209) 937-8561 between 8 a.m. to 12 p.m. and 1 p.m. to 5 p.m. You can also reach Field Building Inspectors between 4:30 p.m. and 5 p.m. at (209) 937-8561.

### Complaint Response

If you believe that construction is occurring which does not have a permit or is unsafe, we will inspect and take steps to correct the situation.

### Emergency Inspections

If your gas or electrical service is discontinued as a result of safety concern or damage, we can inspect the repairs on the same day the permit is obtained.


### Housing and Dangerous Buildings \*

If a building in the neighborhood appears to be in disrepair and presents a threat to the wellbeing of the neighborhood, or is attracting vagrants, call the Police Department - Neighborhood Services Section at (209) 937-8813. They will send a Neighborhood Services Officer to investigate, in addition to notifying the owner to correct the violations of the City Building/Housing Code.

### Permits Research (Microfilm)

If you are selling, buying, or refinancing your home, our research section can assemble the permit records and history to satisfy most lending agencies.

*All of the above inquiries (unless otherwise noted\*) may be directed to the Building Division in the Permit Center at 345 N. El Dorado in downtown Stockton. The Building Division's direct phone number is (209) 937-8561. Calls and visits should be made during regular business hours, Monday through Friday.*




## Most Frequently Asked Questions...

### Does everything require a permit?

No. Building permits are not required for the following items:

- Accessory buildings with projected roof area under 120 square feet, located at least five feet from a property line, six feet from other structures, and less than 13 feet high from the top of roof to the base of exterior wall.

- Fences six (6) feet or less in height, concrete or masonry terrace, patio or drive way poured directly on the ground which will not serve as support for a future building.



Note: The above mentioned projects must conform to Zoning standards. Please call (209) 937-8266 for information regarding materials, lot

- coverage, and location on property.
- Painting, papering or similiar light finish work.
- Normal maintenance of buildings and equipment where there is no alteration of structure, appliances or equipment.
- Gutter/downspouts maintenance, furnace and a/c filter replacements, repair or replacement of door jams are examples of types of work that do not require permits.
- Retaining walls less than four (4) feet high from the bottom of the foundation to the top of the wall which do not support a surcharge load.
- Above grade portable swimming pools containing less than 5,000 gallons of water, which do not have heating or electrical equipment and are intended for single family dwelling use.
- Decks less than 30" high, uncovered, with no electrical, mechanical, or plumbing involved.

*Exemptions continued over...*