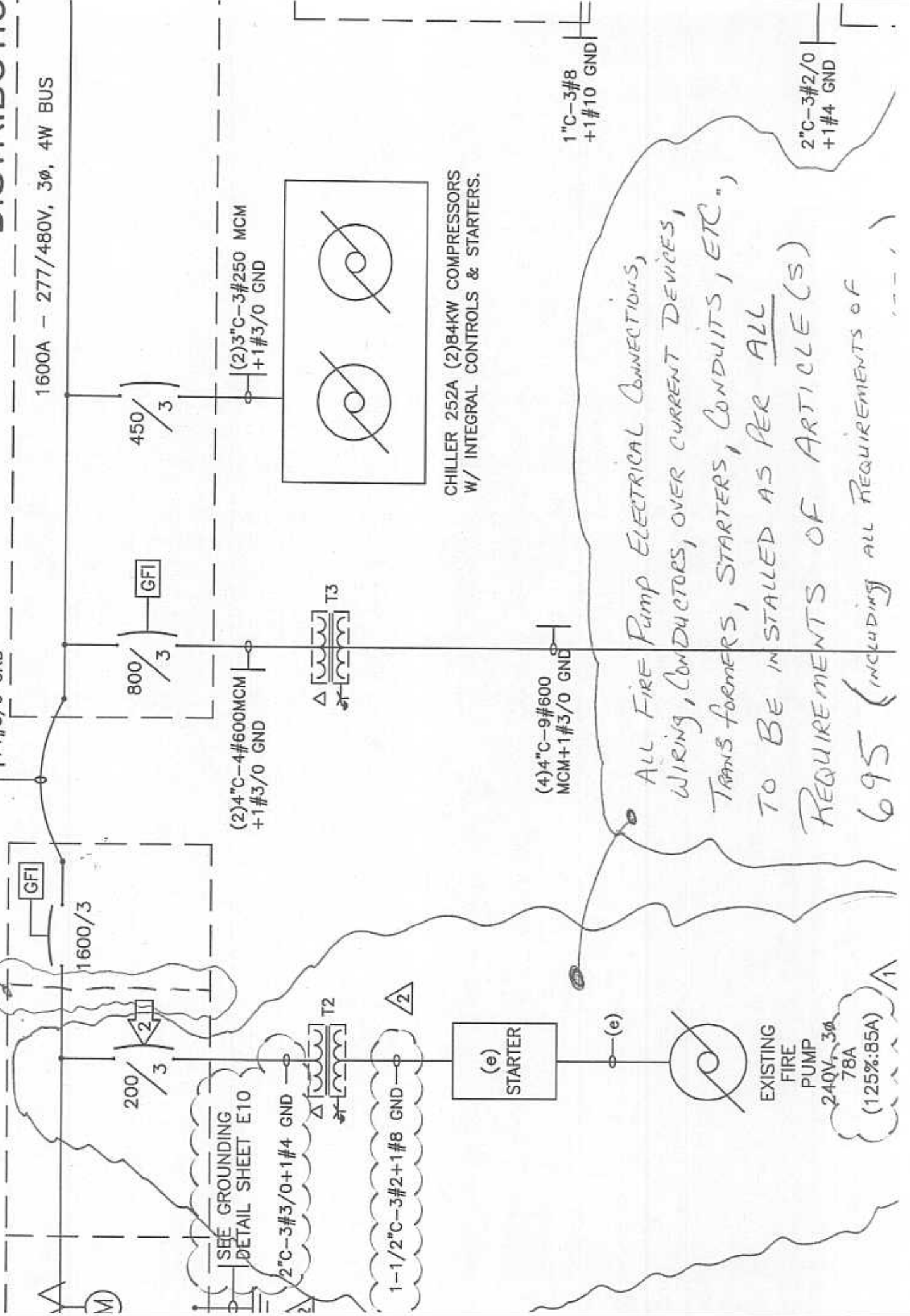


# SERVICE SW/BD 3" - NEMA 3R

SEPERATE SECTIONS

# SHEET E-9 DISTRIBUTIO

1600A - 277/480V, 3 $\phi$ , 4W BUS



(5)4"C-4#500MCM  
+1#3/0 GND

200/3

800/3

450/3

SEE GROUNDING  
DETAIL SHEET E10

2"C-3#3/0+1#4 GND

1-1/2"C-3#2+1#8 GND

(2)4"C-4#600MCM  
+1#3/0 GND

(2)3"C-3#250 MCM  
+1#3/0 GND

(e)  
STARTER

(4)4"C-9#600  
MCM+1#3/0 GND

1"C-3#8  
+1#10 GND

EXISTING  
FIRE  
PUMP  
240V, 3 $\phi$   
78A  
(125%:85A)

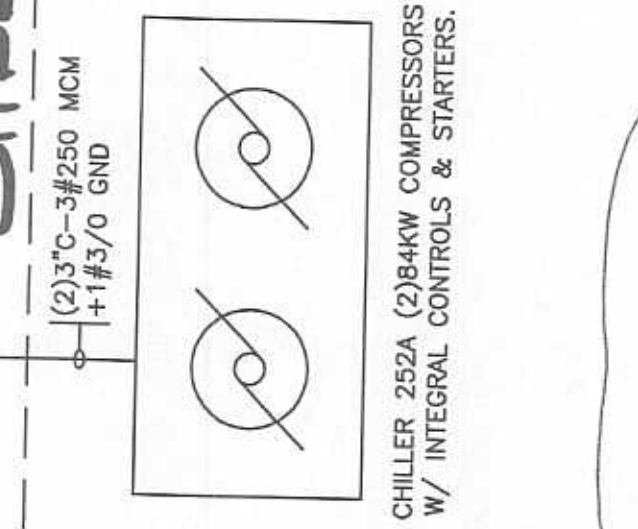
CHILLER (2)84KW COMPRESSORS  
W/ INTEGRAL CONTROLS & STARTERS.

ALL FIRE PUMP ELECTRICAL CONNECTIONS,  
WIRING, CONDUCTORS, OVER CURRENT DEVICES,  
TRANSFORMERS, STARTERS, CONDUITS, ETC.,  
TO BE INSTALLED AS PER ALL  
REQUIREMENTS OF ARTICLE(S)  
695 (INCLUDING ALL REQUIREMENTS OF

2"C-3#2/0  
+1#4 GND

# SHEET E-9

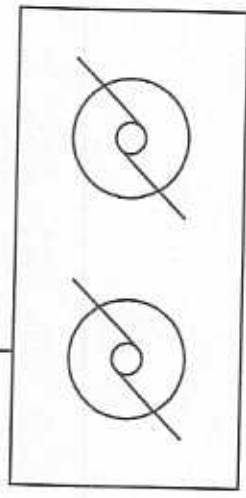
1/3



1" C-3#8  
+1#10 GND

2" C-3#2/0  
+1#4 GND

(2) 3" C-3#250 MCM  
+1#3/0 GND



CHILLER 252A (2) 84KW COMPRESSORS  
W/ INTEGRAL CONTROLS & STARTERS.

(2) 4" C-4#600 MCM  
+1#3/0 GND

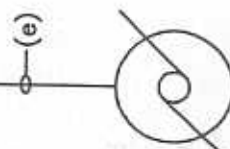
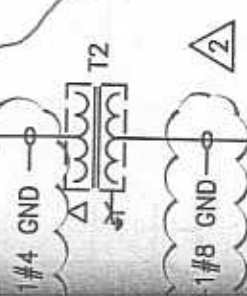


(4) 4" C-9#600  
MCM +1#3/0 GND

ALL FIRE PUMP ELECTRICAL CONNECTIONS,  
WIRING, CONDUITORS, OVER CURRENT DEVICES,  
TRANSFORMERS, STARTERS, CONDUITS, ETC.,  
TO BE INSTALLED AS PER ALL  
REQUIREMENTS OF ARTICLE(S)  
695 (INCLUDING ALL REQUIREMENTS OF  
ARTICLES 695.4, 695.5, AND 695.6)  
OF THE 2007 CALIFORNIA ELECTRICAL CODE.

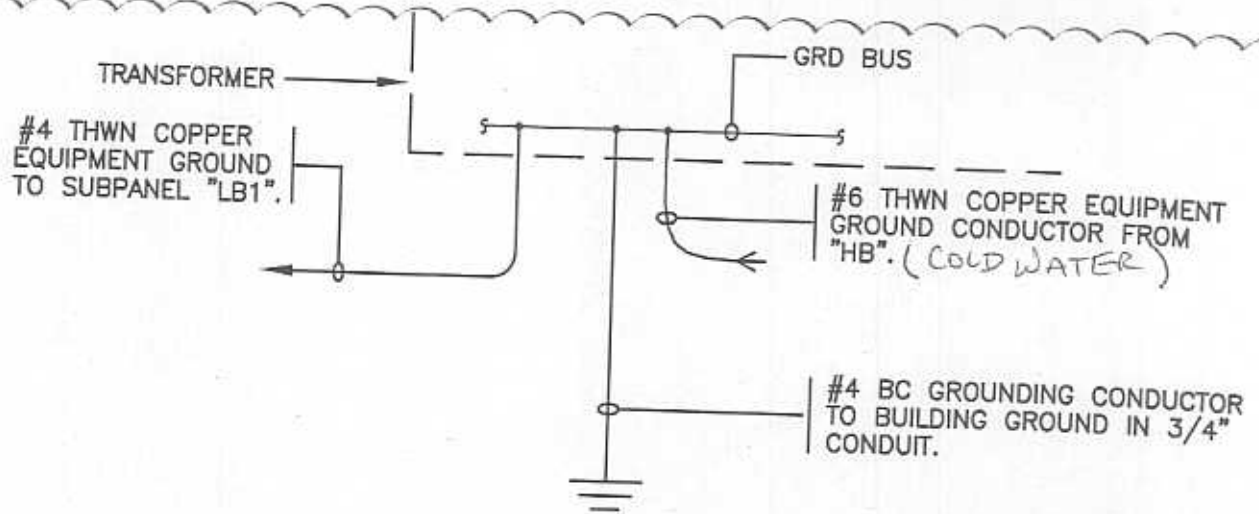
ALL WIRING TO PUMPS  
IN THE PUMP SKID  
ARE FACTORY INSTALLED

WIRING  
SHEET E-10



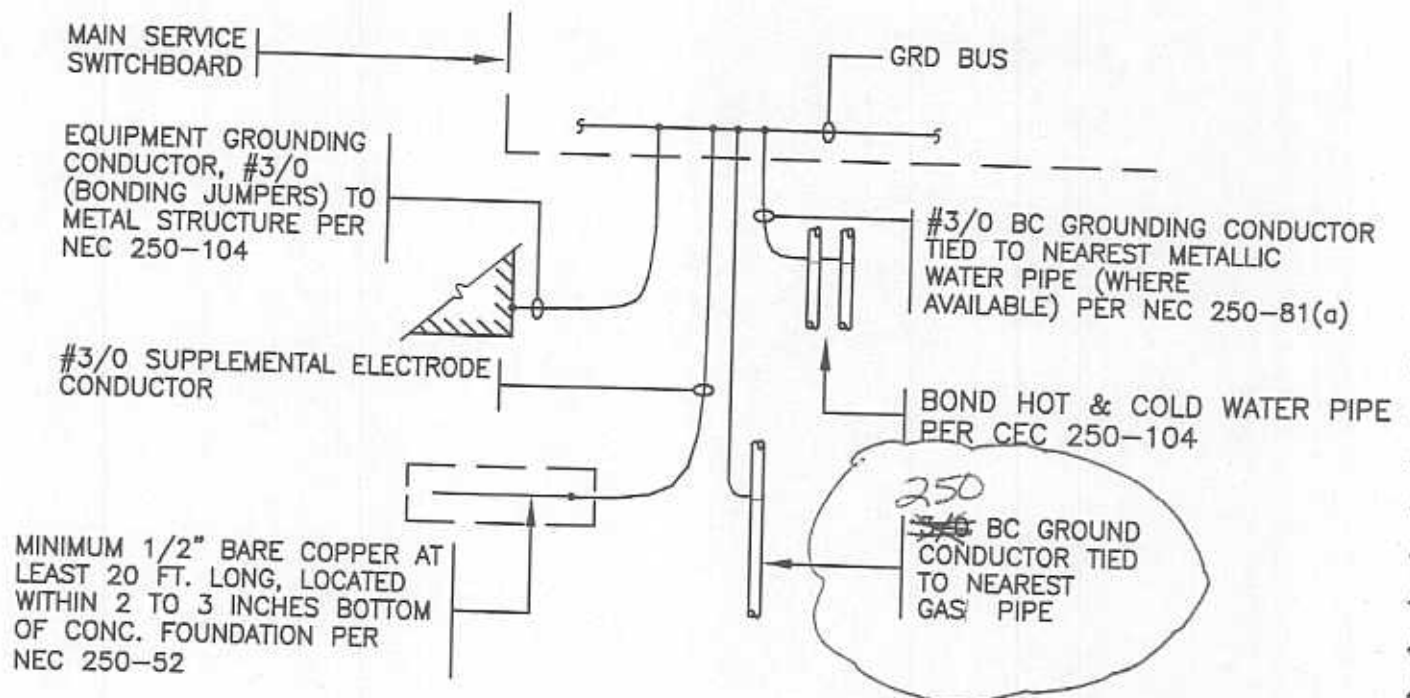
EXISTING  
FIRE  
PUMP  
240V, 3Ø  
78A  
(125%:85A)





## GROUNDING DETAIL: TRANSFORMER

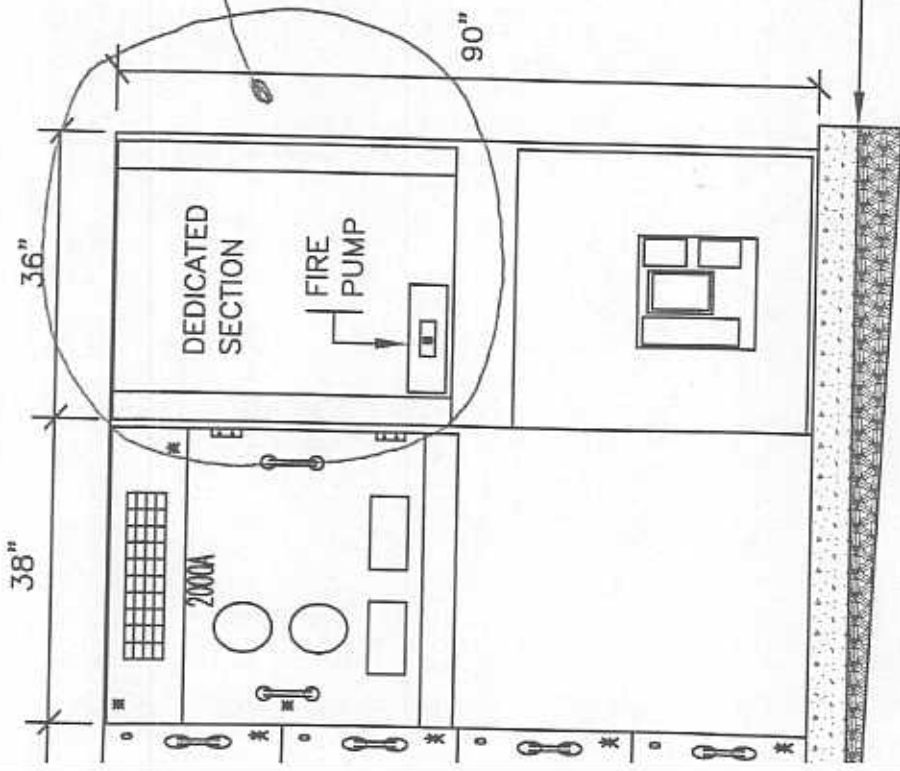
NTS



## GROUNDING DETAIL: MAIN SERVICE SW/BD

NOTE: GROUND CONNECTIONS TO BE MADE ON LINE SIDE OF NEUTRAL DISCONNECT LINK.

# SHEET E-10



FIRE PUMP SERVICE CONNECTIONS  
 IN MAIN SERVICE TO MEET ALL  
 REQUIREMENTS OF ARTICLE(S)  
 695.4 AND 695.6 OF THE CODE.  
 2007 CALIFORNIA ELECTRICAL

PROVIDE HOUSEKEEPING PAD. DUE TO SLOPING SIDEWALK,  
 PROVIDE A MIN OF 3" ON EAST SIDE, LEVEL PAD FOR THE  
 ENTIRE LENGTH OF THE SWITCHBOARD.

SWITCHBOARD "MS3" NEMA 3R

ALL HAVE A SYMMETRICAL SHORT CIRCUIT RATING  
 AS AVAILABLE FROM THE UTILITY COMPANY.

OF SWITCHBOARD AND FEEDER CIRCUIT

WARD TOGETHER WITH 1/2" BOLT AND

WARD TO FLOOR WITH (4) 1/2"x3"

SHEET E-10